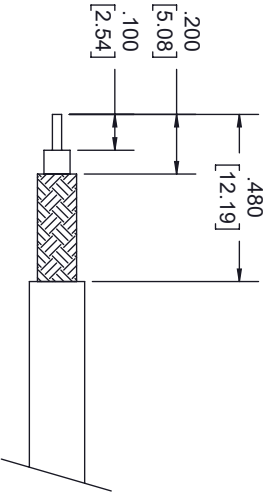
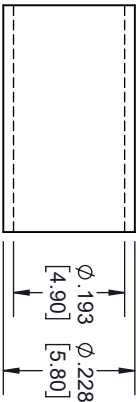
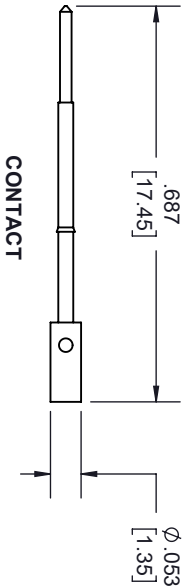
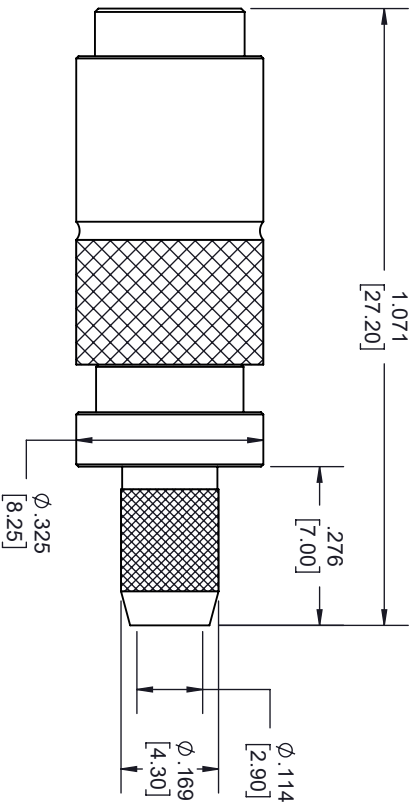
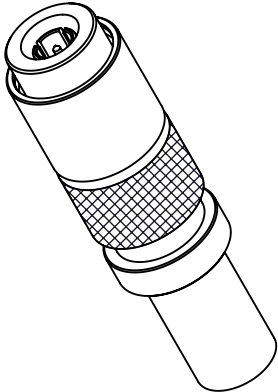


REVISIONS			
REV.	DESCRIPTION	DATE	APPROVED
A	INITIAL RELEASE	12/10/2021	A. GANWANI



STRIPPING DIMENSIONS

- NOTES:
- CABLE ATTACHMENT:
 - OUTER: CRIMP.
 - INNER: SOLDER.
 - CRIMP SIZE REQUIRED:
 - FERRULE: .207 [5.26] HEX DIE.



THESE COMMODITIES, TECHNOLOGY OR SOFTWARE WERE EXPORTED FROM THE UNITED STATES IN ACCORDANCE WITH THE EXPORT ADMINISTRATION REGULATIONS, DIVERSION CONTRARY TO U.S. LAW PROHIBITED.



UNLESS OTHERWISE SPECIFIED LEADING DIMENSIONS ARE INCHES				THIRD-ANGLE PROJECTION	
DIMENSIONS IN [] ARE MILLIMETERS					
TOLERANCES:					
CABLE LENGTH (L) TOLERANCES:					
L ± 12 [305] = +1 [25] / -0					
12 [305] < L ≤ 60 [1524] = +2 [51] / -0					
60 [1524] < L ≤ 120 [3048] = +4 [102] / -0					
120 [3048] < L ≤ 300 [7620] = +6 [152] / -0					
300 [7620] < L = +5%L / -0					
X = ±.2 [5.08] FRACTIONS					
XX = ±.02 [.51] ± 1/32					
XXX = ±.005 [.13] ANGLES ± 1°					
ALL DIMENSIONS SHOWN ARE FOR REFERENCE ONLY.					
SIZE	GAGE CODE	DRAWN BY	ITEM NO.	SCALE	REV
A	3FKR5	K.DANG	FMCN0005	N/A	A