

6

5

4

3

2

1

REVISION

ZONE	REV	DESCRIPTION	DATE	CHANGED BY	APPROVED
	A	INITIAL RELEASE	07/31/2023	AKRESOWSKI	AGANWANI

F

F

E

E

D

D

C

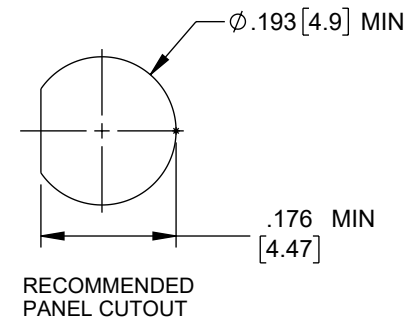
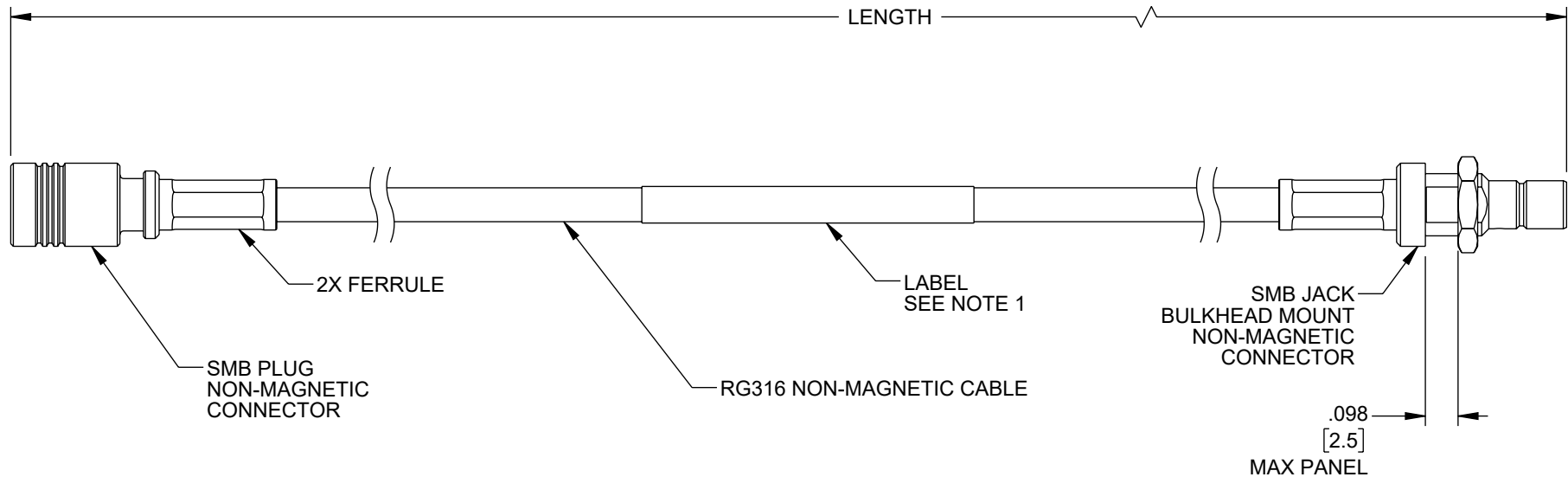
C

B

B

A

A



NOTES:

1. CABLE ASSEMBLY LENGTH LABEL PLACEMENT: 36 INCH OR LESS, ONE LABEL APPROXIMATELY CENTERED. LONGER THAN 36 INCH, TWO LABELS APPROXIMATELY 6 INCHES FROM EACH CONNECTOR.
2. CABLE ASSEMBLY SHALL BE TESTED FOR CONTINUITY.
3. CABLE ASSEMBLY SHALL BE INDIVIDUALLY PACKAGED.

THE INFORMATION CONTAINED IN THIS DRAWING IS THE SOLE PROPERTY OF INFINITE ELECTRONICS, INC. ANY REPRODUCTION IN PART OR WHOLE WITHOUT THE WRITTEN PERMISSION OF INFINITE ELECTRONICS, INC. IS PROHIBITED. THESE COMMODITIES, TECHNOLOGY OR SOFTWARE WERE EXPORTED FROM THE UNITED STATES IN ACCORDANCE WITH THE EXPORT ADMINISTRATION REGULATIONS. DIVERSION CONTRARY TO U.S. LAW PROHIBITED.

UNLESS OTHERWISE SPECIFIED
LEADING DIMENSIONS ARE INCHES
DIMENSIONS IN [] ARE MILLIMETERS

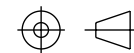
TOLERANCES:	
X = $\pm .2 [5]$	FRACTIONS $\pm 1/32$
.XX = $\pm .02 [0.5]$	ANGLES $\pm 1^\circ$
.XXX = $\pm .005 [0.13]$	

CABLE LENGTH TOLERANCES:	
$\leq 12 [305]$	$= +1 [25] / -0$
$> 12 [305] \leq 60 [1524]$	$= +2 [51] / -0$
$> 60 [1524] \leq 120 [3048]$	$= +4 [102] / -0$
$> 120 [3048] \leq 300 [7620]$	$= +6 [152] / -0$
$> 300 [7620]$	$= +5\% / -0$

ALL DIMENSIONS ARE FOR REFERENCE ONLY
AND SUBJECT TO CHANGE WITHOUT NOTICE.
UN-DIMENSIONED/NON-CRITICAL FEATURES
MAY VARY IN SIZE AND LOCATION
COLORS MAY VARY



Website: www.FairviewMicrowave.com
Phone: 1.800.715.4396 | 1.972.649.6678



INTERPRET ALL DIMENSIONS AND
TOLERANCES PER ASME Y14.5

SCALE

NONE

SHEET

1 OF 1

DESCRIPTION

SMB PLUG TO SMB JACK BULKHEAD MOUNT
NON-MAGNETIC CABLE USING RG316 COAX

SIZE

A

CAGE CODE

3FKR5

DRAWN BY

AKRESOWSKI

ITEM NO.

FMCA9851

REV

A

6

5

4

3

2

1