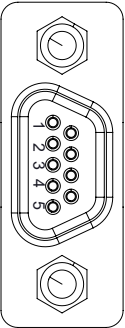
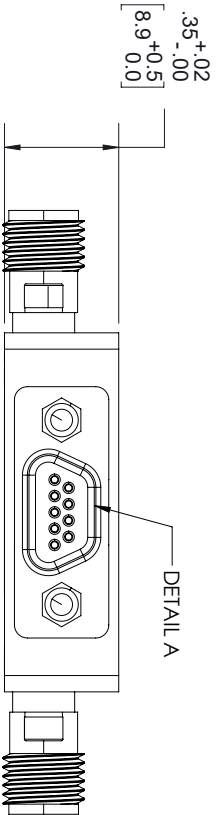
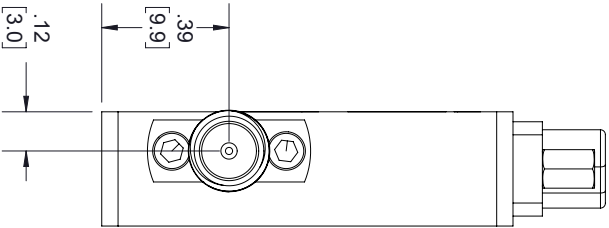
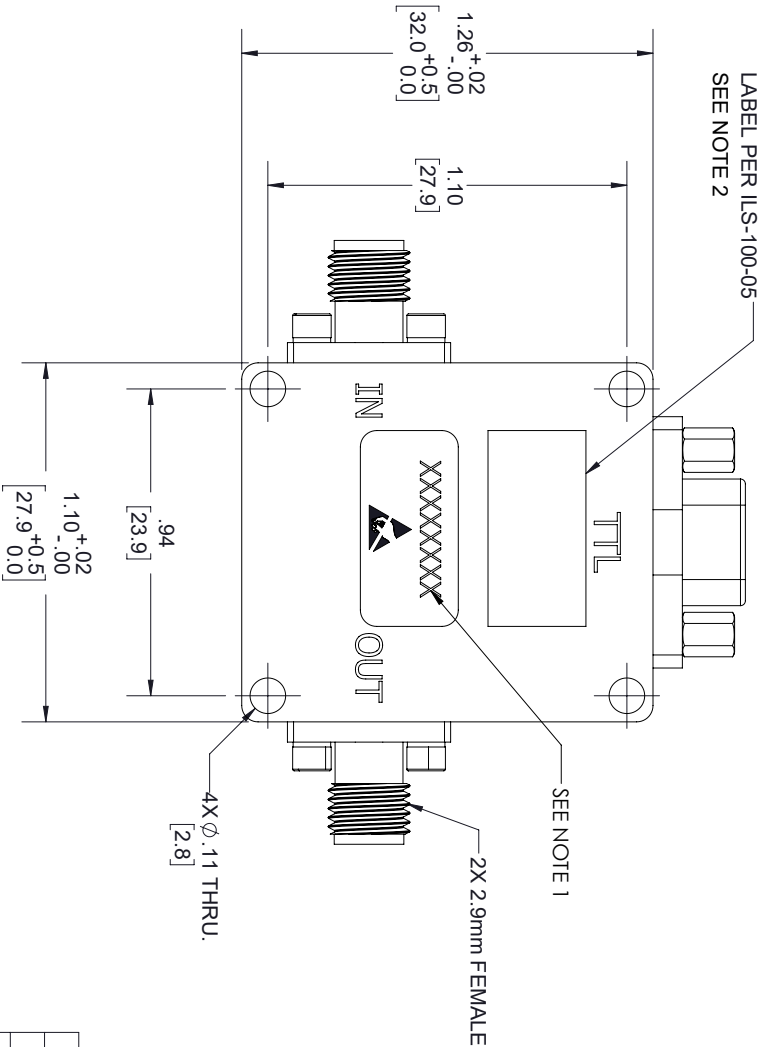


| REVISIONS | | | |
|-----------|-----------------|------------|----------|
| REV. | DESCRIPTION | DATE | APPROVED |
| A | INITIAL RELEASE | 14-08-2021 | TGALLA |



DETAIL A
MICRO D-SUB
9 PIN FEMALE



- NOTES:
- SERIAL NUMBER AND DATE CODE ARE COMBINED. EX: 202008280001.
 - LABEL PER ILS-100-05, FOR INTERNAL REFERENCE ONLY.
- LABEL LOCATION SHOULD BE SAME AS SHOWN.

| PIN | FUNCTION |
|-----|----------|
| 1 | +5Vdc |
| 2 | -5Vdc |
| 3 | GND |
| 4 | C1 |
| 5 | C2 |
| 6 | C3 |
| 7 | C4 |
| 8 | C5 |
| 9 | N/C |

THESE COMMODITIES, TECHNOLOGY OR SOFTWARE WERE EXPORTED FROM THE UNITED STATES IN ACCORDANCE WITH THE EXPORT ADMINISTRATION REGULATIONS, DIVERSION CONTRARY TO U.S. LAW PROHIBITED.



| ALL DIMENSIONS SHOWN ARE FOR REFERENCE ONLY. | | | | SCALE | |
|--|-----------|------------|----------|-------|-----|
| SIZE | CAGE CODE | DRAWN BY | ITEM NO. | REV | REV |
| A | 3FKR5 | MVEERAPPAN | FMAT8008 | N/A | A |

TOLERANCES:

X = ±.2 [5.08]
XX = ±.02 [51]
XXX = ±.005 [13]

FRACTIONS
± 1/32
ANGLES ± 1°

CABLE LENGTH (L) TOLERANCES:

L ≤ 12 [305] = ±1 [25] / -0
12 [305] < L ≤ 60 [1524] = ±2 [51] / -0
60 [1524] < L ≤ 120 [3048] = ±4 [102] / -0
120 [3048] < L ≤ 300 [7620] = ±6 [152] / -0
300 [7620] < L = ±5% / -0

THIRD ANGLE PROJECTION

THE INFORMATION AND DESIGN IN THIS DOCUMENT IS THE PROPERTY OF FAIRVIEW MICROWAVE CORPORATION. ALL RIGHTS RESERVED.

SHEET 1 OF 1