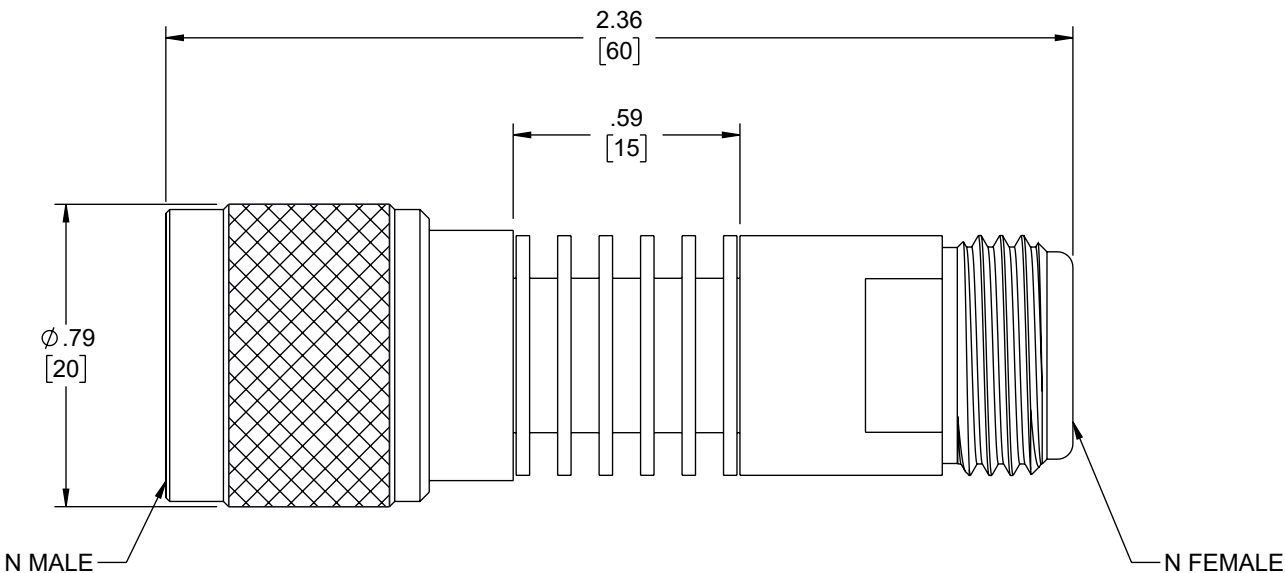




REVISION					
ZONE	REV	DESCRIPTION	DATE	CHANGED BY	APPROVED
	A	INITIAL RELEASE	01/07/2025	HBAKKE	SPONG



UNLESS OTHERWISE SPECIFIED LEADING DIMENSIONS ARE INCHES DIMENSIONS IN [] ARE MILLIMETERS	
TOLERANCES:	
X = ±.2 [5]	FRACTIONS ± 1/32
XX = ±.02 [0.5]	ANGLES ± 1°
XXX = ±.005 [0.13]	
CABLE LENGTH TOLERANCES:	
≤12 [305] = +1 [25] / -0	
>12 [305] ≤60 [1524] = +2 [51] / -0	
>60 [1524] ≤120 [3048] = +4 [102] / -0	
>120 [3048] ≤300 [7620] = +6 [152] / -0	
>300 [7620] = +5% / -0	
ALL DIMENSIONS ARE FOR REFERENCE ONLY AND SUBJECT TO CHANGE WITHOUT NOTICE UN-DIMENSIONED NON-CRITICAL FEATURES MAY VARY IN SIZE AND LOCATION COLORS MAY VARY	

 Fairview Microwave® an INFINIT® brand			
Website: www.FairviewMicrowave.com Phone: 1.800.715.4396 1.972.649.6678		SCALE NONE	SHEET 1 OF 1
DESCRIPTION 10 dB FIXED ATTENUATOR, N MALE TO N FEMALE BLACK ANODIZED ALUMINUM HEATSINK BODY RATED TO 5 WATTS UP TO 18 GHz			
SIZE A	CAGE CODE 3FKR5	DRAWN BY HBAKKE	ITEM NO. FMAT7624-10
			REV A

THE INFORMATION CONTAINED IN THIS DRAWING IS THE SOLE PROPERTY OF INFINITE ELECTRONICS, INC. ANY REPRODUCTION IN PART OR WHOLE WITHOUT THE WRITTEN PERMISSION OF INFINITE ELECTRONICS, INC. IS PROHIBITED. THESE COMMODITIES, TECHNOLOGY OR SOFTWARE WERE EXPORTED FROM THE UNITED STATES IN ACCORDANCE WITH THE EXPORT ADMINISTRATION REGULATIONS. DIVERSION CONTRARY TO U.S. LAW PROHIBITED.