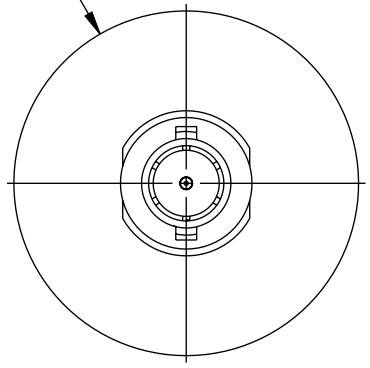
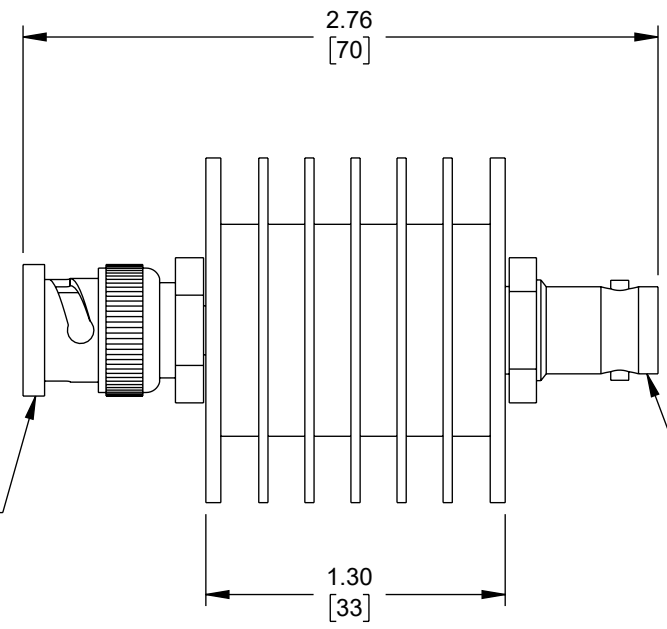


6 5 4 3 2 1

Ø 1.50 [38]



BNC MALE





BNC FEMALE

| REVISION | | | | | |
|----------|-----|-----------------|------------|------------|----------|
| ZONE | REV | DESCRIPTION | DATE | CHANGED BY | APPROVED |
| | A | INITIAL RELEASE | 11/27/2023 | DMAY | SPONG |

THE INFORMATION CONTAINED IN THIS DRAWING IS THE SOLE PROPERTY OF INFINITE ELECTRONICS, INC. ANY REPRODUCTION IN PART OR WHOLE WITHOUT THE WRITTEN PERMISSION OF INFINITE ELECTRONICS, INC. IS PROHIBITED. THESE COMMODITIES, TECHNOLOGY OR SOFTWARE WERE EXPORTED FROM THE UNITED STATES IN ACCORDANCE WITH THE EXPORT ADMINISTRATION REGULATIONS. DIVERSION CONTRARY TO U.S. LAW PROHIBITED.

| | |
|---|------------------|
| UNLESS OTHERWISE SPECIFIED LEADING DIMENSIONS ARE INCHES DIMENSIONS IN [] ARE MILLIMETERS | |
| TOLERANCES: | |
| X = ±.2 [5] | FRACTIONS ± 1/32 |
| XX = ±.02 [0.5] | ANGLES ± 1° |
| XXX = ±.005 [0.13] | |
| CABLE LENGTH TOLERANCES: | |
| ≤12 [305] = +1 [25] / -0 | |
| >12 [305] ≤60 [1524] = +2 [51] / -0 | |
| >60 [1524] ≤120 [3048] = +4 [102] / -0 | |
| >120 [3048] ≤300 [7620] = +6 [152] / -0 | |
| >300 [7620] = +5% / -0 | |
| ALL DIMENSIONS ARE FOR REFERENCE ONLY AND SUBJECT TO CHANGE WITHOUT NOTICE UN-DIMENSIONED NON-CRITICAL FEATURES MAY VARY IN SIZE AND LOCATION COLORS MAY VARY | |

| | | | | |
|---|--------------------|------------------|---|-----------------|
|  Fairview Microwave® an INFINIT@ brand | | |  INTERPRET ALL DIMENSIONS AND TOLERANCES PER ASME Y14.5 | |
| Website: www.FairviewMicrowave.com Phone: 1.800.715.4396 1.972.649.6678 | | | SCALE NONE | SHEET 1 OF 1 |
| DESCRIPTION 30dB RF FIXED ATTENUATOR 10W, DC TO 4GHz, BNC MALE TO BNC FEMALE | | | | |
| SIZE A | CAGE CODE 3FKR5 | DRAWN BY DMAY | ITEM NO. FMAT7610-30 | REV A |

FM DS Rev-D4 Asize 6 5 4 3 2 1