




REVISION					
ZONE	REV	DESCRIPTION	DATE	CHANGED BY	APPROVED
	A	INITIAL RELEASE	12/18/2023	AKRESOWSKI	SPONG

UNLESS OTHERWISE SPECIFIED LEADING DIMENSIONS ARE INCHES DIMENSIONS IN [] ARE MILLIMETERS	
TOLERANCES:	
X = ±.2 [5]	FRACTIONS ± 1/32
XX = ±.02 [0.5]	ANGLES ± 1°
XXX = ±.005 [0.13]	
CABLE LENGTH TOLERANCES:	
≤12 [305] = +1 [25] / -0	
>12 [305] ≤ 60 [1524] = +2 [51] / -0	
>60 [1524] ≤ 120 [3048] = +4 [102] / -0	
>120 [3048] ≤ 300 [7620] = +6 [152] / -0	
>300 [7620] = +5% / -0	
ALL DIMENSIONS ARE FOR REFERENCE ONLY AND SUBJECT TO CHANGE WITHOUT NOTICE UN-DIMENSIONED/NON-CRITICAL FEATURES MAY VARY IN SIZE AND LOCATION COLORS MAY VARY	

 Fairview Microwave® an INFINIT® brand		 	
Website: www.FairviewMicrowave.com Phone: 1.800.715.4396 1.972.649.6678		INTERPRET ALL DIMENSIONS AND TOLERANCES PER ASME Y14.5	
DESCRIPTION		SCALE NONE	SHEET 1 OF 1
30 dB FIXED ATTENUATOR, SMA MALE TO SMA FEMALE RATED TO 20 WATTS UP TO 26.5 GHz			
SIZE A	CAGE CODE 3FKR5	DRAWN BY PSRINIVAS	ITEM NO. FMAT7486-30
			REV A

THE INFORMATION CONTAINED IN THIS DRAWING IS THE SOLE PROPERTY OF INFINITE ELECTRONICS, INC. ANY REPRODUCTION IN PART OR WHOLE WITHOUT THE WRITTEN PERMISSION OF INFINITE ELECTRONICS, INC. IS PROHIBITED. THESE COMMODITIES, TECHNOLOGY OR SOFTWARE WERE EXPORTED FROM THE UNITED STATES IN ACCORDANCE WITH THE EXPORT ADMINISTRATION REGULATIONS. DIVERSION CONTRARY TO U.S. LAW PROHIBITED.