

6

5

4

3

2

1

## REVISION

ZONE	REV	DESCRIPTION	DATE	CHANGED BY	APPROVED
	A	INITIAL RELEASE	03/10/2023	SREITER	SPONG

F

E

D

C

B

A

F

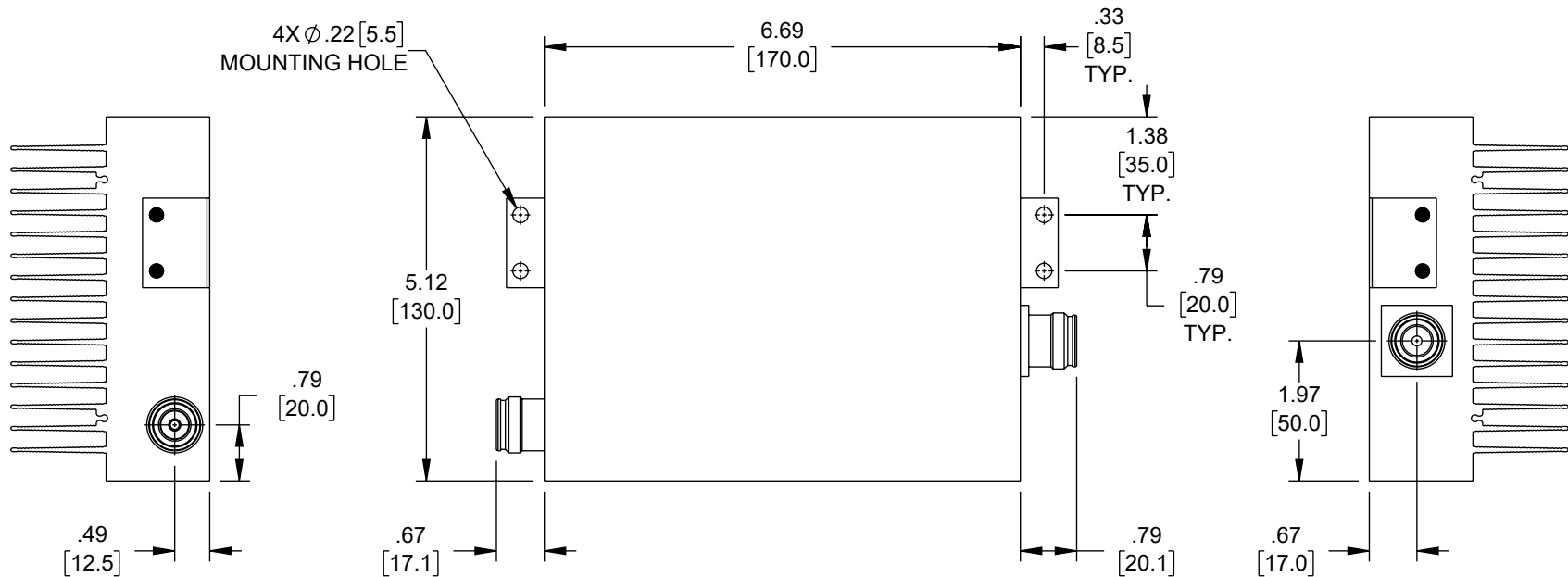

E

D

C

B

A



UNLESS OTHERWISE SPECIFIED  
LEADING DIMENSIONS ARE INCHES  
DIMENSIONS IN [ ] ARE MILLIMETERS

## TOLERANCES:

.X =  $\pm$ .2 [5] FRACTIONS  
.XX =  $\pm$ .02 [.5]  $\pm$  1/32  
.XXX =  $\pm$ .005 [.13] ANGLES  $\pm$  1°

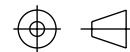
## CABLE LENGTH TOLERANCES:

$\leq 12$  [305] =  $\pm$ 1 [25] / -0  
>12 [305]  $\leq$  60 [1524] =  $\pm$ 2 [51] / -0  
>60 [1524]  $\leq$  120 [3048] =  $\pm$ 4 [102] / -0  
>120 [3048]  $\leq$  300 [7620] =  $\pm$ 6 [152] / -0  
>300 [7620] =  $\pm$ 5% / -0

ALL DIMENSIONS ARE FOR REFERENCE ONLY  
AND SUBJECT TO CHANGE WITHOUT NOTICE.



Website: [www.FairviewMicrowave.com](http://www.FairviewMicrowave.com)  
Phone: 1.800.715.4396 | 1.972.649.6678



INTERPRET ALL DIMENSIONS AND  
TOLERANCES PER ASME Y14.5

SCALE

NONE

SHEET

1 OF 1

## DESCRIPTION

40dB RF FIXED ATTENUATOR 4.3-10 FEMALE TO FEMALE  
600MHz TO 6GHz, 100W AND LOW PIM

SIZE	CAGE CODE	DRAWN BY	ITEM NO.	REV
A	3FKR5	SREITER	FMAT7483-40	A

THE INFORMATION CONTAINED IN THIS DRAWING IS THE SOLE PROPERTY OF INFINITE ELECTRONICS, INC. ANY REPRODUCTION IN PART OR WHOLE WITHOUT THE WRITTEN PERMISSION OF INFINITE ELECTRONICS, INC. IS PROHIBITED.  
THESE COMMODITIES, TECHNOLOGY OR SOFTWARE WERE EXPORTED FROM THE UNITED STATES IN ACCORDANCE WITH THE EXPORT ADMINISTRATION REGULATIONS. DIVERSION CONTRARY TO U.S. LAW PROHIBITED.

6

5

4

3

2

1