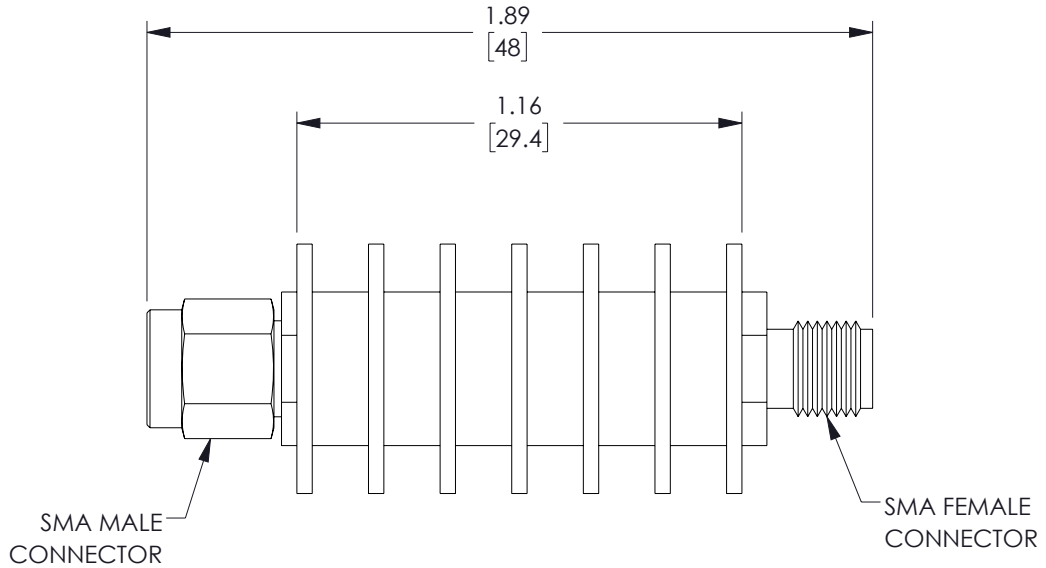
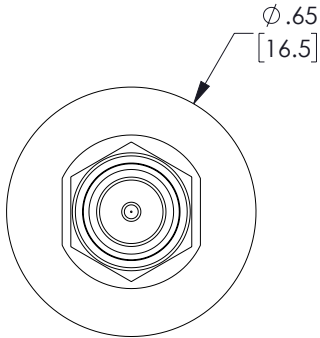
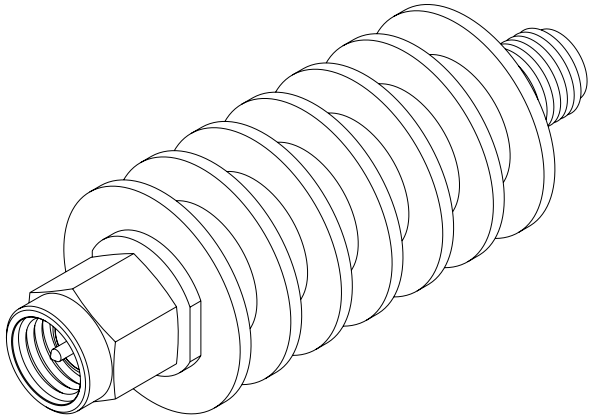


6 5 4 3 2 1

| REVISION | | | | | |
|----------|------|-----------------|------------|------------|-------------|
| ZONE | REV. | DESCRIPTION | DATE | CHANGED BY | APPROVED BY |
| | A | INITIAL RELEASE | 01/27/2023 | DMAY | SPONG |



THE INFORMATION CONTAINED IN THIS DRAWING IS THE SOLE PROPERTY OF INFINITE ELECTRONICS, INC. ANY REPRODUCTION IN PART OR WHOLE WITHOUT THE WRITTEN PERMISSION OF INFINITE ELECTRONICS, INC. IS PROHIBITED. THESE COMMODITIES, TECHNOLOGY OR SOFTWARE WERE EXPORTED FROM THE UNITED STATES IN ACCORDANCE WITH THE EXPORT ADMINISTRATION REGULATIONS. DIVERSION CONTRARY TO U.S. LAW PROHIBITED.

UNLESS OTHERWISE SPECIFIED
LEADING DIMENSIONS ARE INCHES
DIMENSIONS IN [] ARE MILLIMETERS

TOLERANCES:
.X = ±.2 [5] FRACTIONS
.XX = ±.02 [.5] ± 1/32
.XXX = ±.005 [.13] ANGLES ± 1°

CABLE LENGTH TOLERANCES:
>12 [305] = +1 [25] / -0
>12 [305] ≤ 60 [1524] = +2 [51] / -0
>60 [1524] ≤ 120 [3048] = +4 [102] / -0
>120 [3048] ≤ 300 [7620] = +6 [152] / -0
>300 [7620] = +5% / -0

ALL DIMENSIONS ARE FOR REFERENCE ONLY
AND SUBJECT TO CHANGE WITHOUT NOTICE.

Fairview Microwave®
an INFINITE® brand

Website: www.FairviewMicrowave.com
Phone: 1.800.715.4396 | 1.972.649.6678

INTERPRET ALL DIMENSIONS AND
TOLERANCES PER ASME Y14.5
SCALE NONE SHEET 1 OF 1

DESCRIPTION
20 dB FIXED ATTENUATOR, SMA MALE TO SMA FEMALE, BLACK
ANODIZE ALUMINUM BODY RATED TO 10 WATTS UP TO 12.4
GHz

| | | | | |
|-----------|--------------------|------------------|-------------------------|----------|
| SIZE A | CAGE CODE 3FKR5 | DRAWN BY DMAY | ITEM NO. FMAT7463-20 | REV A |
|-----------|--------------------|------------------|-------------------------|----------|

6 5 4 3 2 1