

6

5

4

3

2

1

F

E

D

C

B

A

F

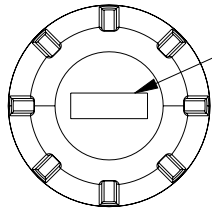
E

D

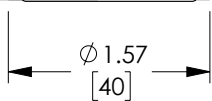
C

B

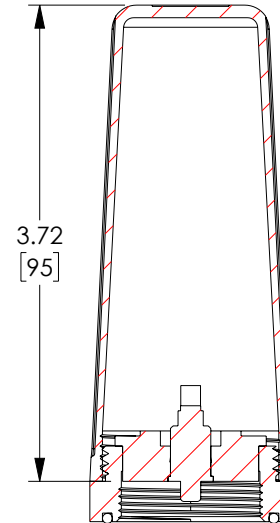
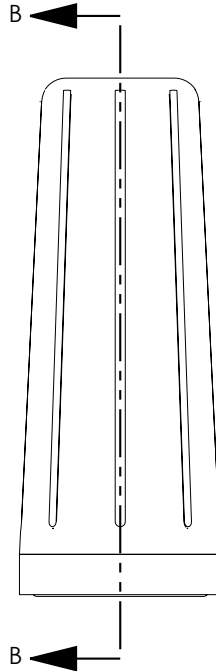
A



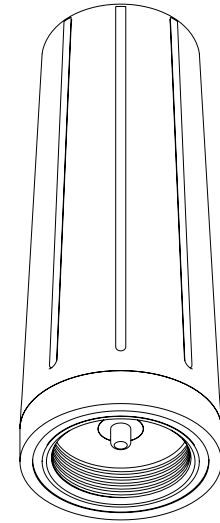
LABEL PER ILS-100-05  
(SEE NOTE 1)



NMO Connector



SECTION B-B



#### NOTES:

1. LABEL PER ILS-100-05 (FOR INTERNAL USE ONLY).  
LABEL LOCATION SHOWN IS FOR REFERENCE ONLY.

#### REGULATORY COMPLIANCE:

EU RoHS DIRECTIVE (MOST RECENT RELEASED VERSION)

THE INFORMATION CONTAINED IN THIS DRAWING IS THE SOLE PROPERTY OF INFINITE ELECTRONICS, INC. ANY REPRODUCTION IN PART OR WHOLE WITHOUT THE WRITTEN PERMISSION OF INFINITE ELECTRONICS, INC. IS PROHIBITED. THESE COMMODITIES, TECHNOLOGY OR SOFTWARE WERE EXPORTED FROM THE UNITED STATES IN ACCORDANCE WITH THE EXPORT ADMINISTRATION REGULATIONS. DIVERSION CONTRARY TO U.S. LAW PROHIBITED.

UNLESS OTHERWISE SPECIFIED  
LEADING DIMENSIONS ARE INCHES  
DIMENSIONS IN [ ] ARE MILLIMETERS

#### TOLERANCES:

.X = ±.2 [5]      FRACTIONS  
.XX = ±.02 [.5]      ± 1/32  
.XXX = ±.005 [.13]      ANGLES ± 1°

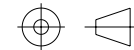
#### CABLE LENGTH TOLERANCES:

>12 [305] = +1 [25] / -0  
>12 [305] ≤ 60 [1524] = +2 [51] / -0  
>60 [1524] ≤ 120 [3048] = +4 [102] / -0  
>120 [3048] ≤ 300 [7620] = +6 [152] / -0  
>300 [7620] = +5% / -0

ALL DIMENSIONS ARE FOR REFERENCE ONLY  
AND SUBJECT TO CHANGE WITHOUT NOTICE.



Website: [www.FairviewMicrowave.com](http://www.FairviewMicrowave.com)  
Phone: 1.800.715.4396 | 1.972.649.6678



INTERPRET ALL DIMENSIONS AND  
TOLERANCES PER ASME Y14.5

SCALE  
NONE

SHEET  
1 OF 1

DESCRIPTION  
617-7125MHZ 3DBI OMNI ANTENNA WITH NMO CONNECTOR  
WHITE

SIZE  
A

CAGE CODE  
3FKR5

DRAWN BY  
PSRINIVAS

ITEM NO.

FMANOM1055

REV  
A