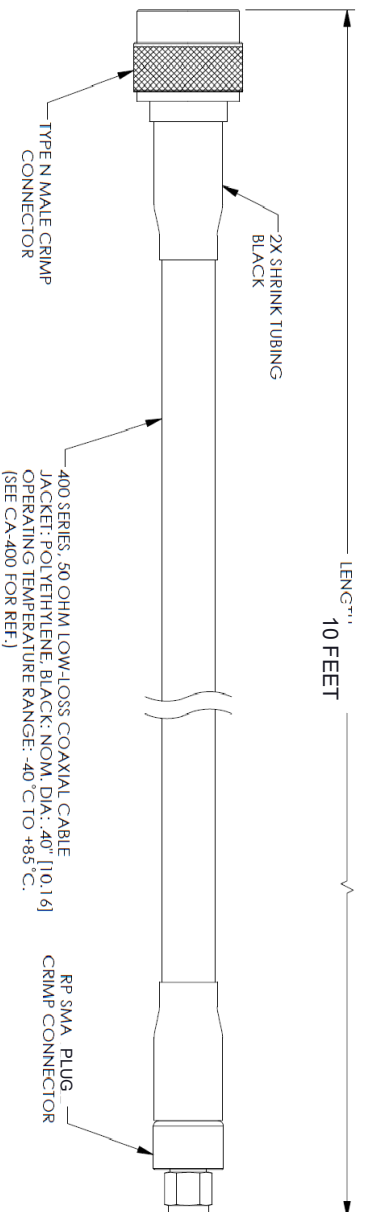

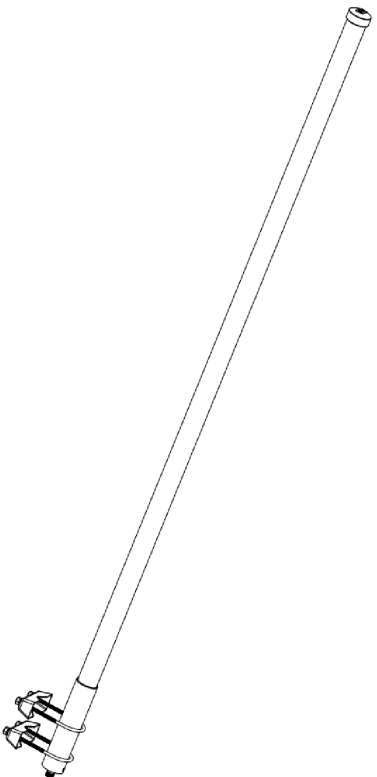


REVISIONS			
REV.	DESCRIPTION	DATE	APPROVED
A	INITIAL RELEASE	4/6/2022	K. HIETPAS



THESE COMMODITIES, TECHNOLOGY OR SOFTWARE WERE EXPORTED FROM THE UNITED STATES IN ACCORDANCE WITH THE EXPORT ADMINISTRATION REGULATIONS, DIVERSION CONTRARY TO U.S. LAW PROHIBITED.



TITLE

UNLESS OTHERWISE SPECIFIED LEADING DIMENSIONS ARE INCHES				THIRD-ANGLE PROJECTION	
DIMENSIONS IN [ ] ARE MILLIMETERS					
TOLERANCES:				THE INFORMATION AND DESIGN IN THIS DOCUMENT IS THE PROPERTY OF FAIRVIEW MICROWAVE CORPORATION. ALL RIGHTS RESERVED.	
CABLE LENGTH (L) TOLERANCES:		CABLE LENGTH (L) TOLERANCES:		SHEET 1 OF 1	
L ± 1/2 (B06) = +1/2 (S1) / -0		L ± 1/2 (B06) = +1/2 (S1) / -0		SCALE N/A	
12 (B05) < L ≤ 60 (1524) = +2 (S1) / -0		12 (B05) < L ≤ 60 (1524) = +2 (S1) / -0		REV A	
60 (1524) < L ≤ 120 (3048) = +4 (102) / -0		60 (1524) < L ≤ 120 (3048) = +4 (102) / -0		DRAWN BY K. DANG	
120 (3048) < L ≤ 300 (7620) = +6 (152) / -0		120 (3048) < L ≤ 300 (7620) = +6 (152) / -0		ITEM NO. FMANKIT1017	
300 (7620) < L = +5% / L / -0		300 (7620) < L = +5% / L / -0		CAGE CODE 3FKRS	
X = ±.2 (5.08)		FRACTIONS ± 1/32		SIZE A	
XX = ±.02 (.51)		ANGLES ± 1°		DRAWN BY K. DANG	
XXX = ±.005 (.13)				ITEM NO. FMANKIT1017	
ALL DIMENSIONS SHOWN ARE FOR REFERENCE ONLY.					