
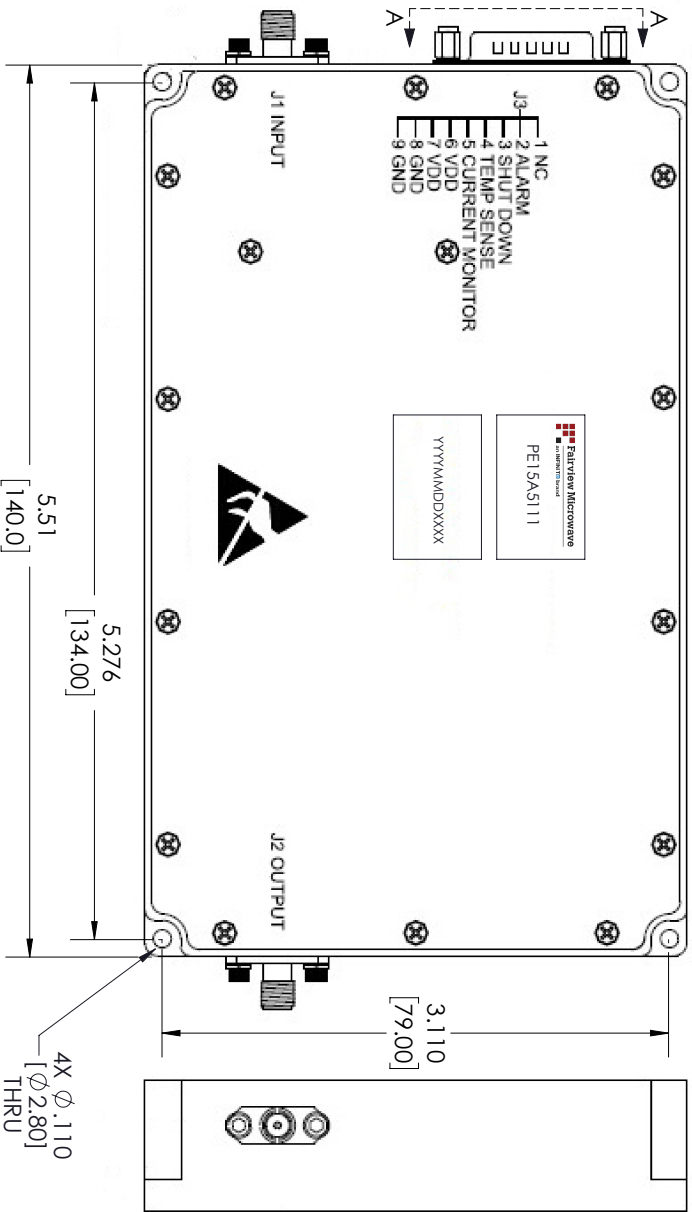
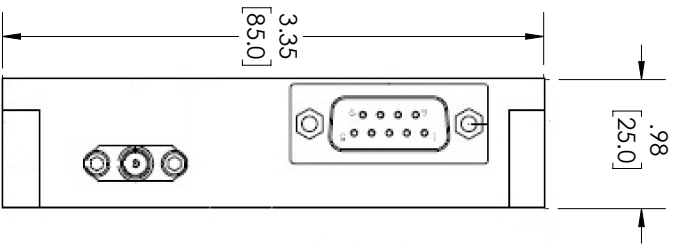


REVISIONS			
REV.	DESCRIPTION	DATE	APPROVED
A	INITIAL RELEASE	03/1/2022	TGALLA




VIEW A-A

NOTES:
1. ADEQUATE HEATSINK REQUIRED.

General Table	
D-SUB 9-PIN, MALE	
SPECIFICATIONS	
PIN #	DESCRIPTION
1	N/C
2	ALARM
3	SHUTDOWN
4	TEMP SENSE
5	CURRENT MONITOR
6,7	VDD
8,9	GND

THESE COMMODITIES, TECHNOLOGY OR SOFTWARE WERE EXPORTED FROM THE UNITED STATES IN ACCORDANCE WITH THE EXPORT ADMINISTRATION REGULATIONS, DIVERSION CONTRARY TO U.S. LAW PROHIBITED.

 Fairview Microwave an INFINITI® brand		TITLE	
UNLESS OTHERWISE SPECIFIED LEADING DIMENSIONS ARE INCHES		THIRD-ANGLE PROJECTION	
DIMENSIONS IN [] ARE MILLIMETERS		THE INFORMATION AND DESIGN IN THIS DOCUMENT IS THE PROPERTY OF FAIRVIEW MICROWAVE CORPORATION. ALL RIGHTS RESERVED.	
TOLERANCES:		SHEET 1 OF 1	
CABLE LENGTH (L) TOLERANCES:		SCALE N/A	
L ± 12 [305] = +1 [25] / -0		REV A	
12 [305] < L ≤ 60 [1524] = +2 [51] / -0			
60 [1524] < L ≤ 120 [3048] = +4 [102] / -0			
120 [3048] < L ≤ 300 [7620] = +6 [152] / -0			
300 [7620] < L = +5% / -0			
X = ±.2 [5.08] FRACTIONS			
XX = ±.02 [.51] ± 1/32			
XXX = ±.005 [.13] ANGLES ± 1°			
ALL DIMENSIONS SHOWN ARE FOR REFERENCE ONLY.			
SIZE	CAGE CODE	DRAWN BY	ITEM NO.
A	3FKR5	BPUCHASKI	FMAM5111