

6

5

4

3

2

1

REVISION

ZONE	REV	DESCRIPTION	DATE	CHANGED BY	APPROVED
B4	B	ECO-12671	07/06/2023	AKRESOWSKI	VJIWATODE

F

E

D

C

B

A

F

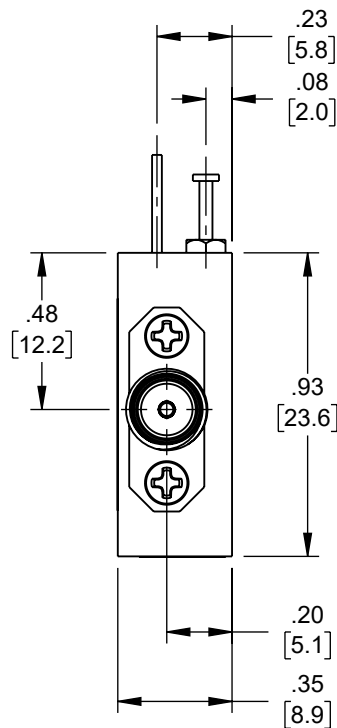
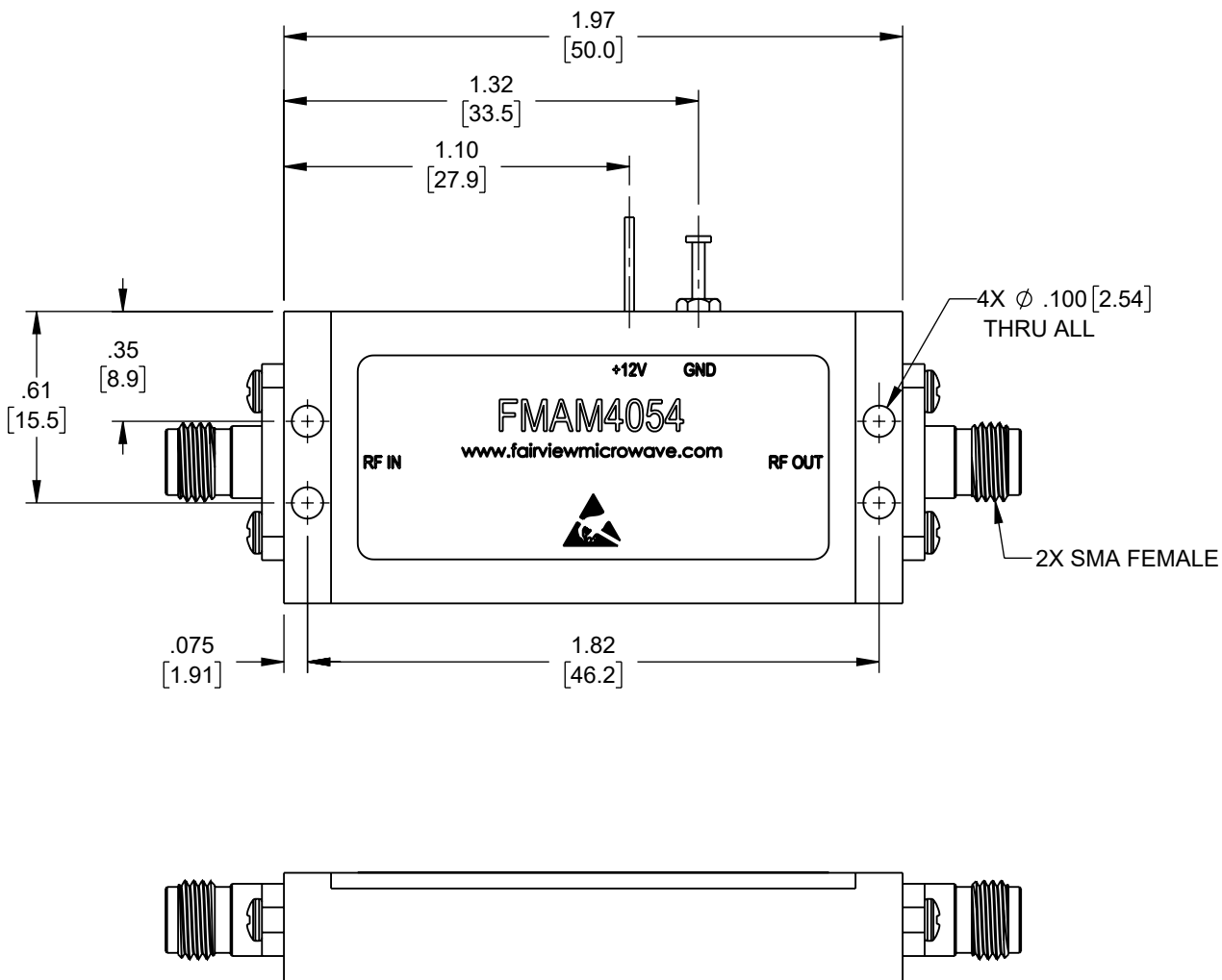
E

D

C

B

A



THE INFORMATION CONTAINED IN THIS DRAWING IS THE SOLE PROPERTY OF INFINITE ELECTRONICS, INC. ANY REPRODUCTION IN PART OR WHOLE WITHOUT THE WRITTEN PERMISSION OF INFINITE ELECTRONICS, INC. IS PROHIBITED. THESE COMMODITIES, TECHNOLOGY OR SOFTWARE WERE EXPORTED FROM THE UNITED STATES IN ACCORDANCE WITH THE EXPORT ADMINISTRATION REGULATIONS. DIVERSION CONTRARY TO U.S. LAW PROHIBITED.

T-Rev.D3

6

5

4

3

2

1

UNLESS OTHERWISE SPECIFIED
LEADING DIMENSIONS ARE INCHES
DIMENSIONS IN [] ARE MILLIMETERS

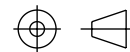
TOLERANCES:
X = \pm .2 [5] FRACTIONS
.XX = \pm .02 [0.5] \pm 1/32
.XXX = \pm .005 [0.13] ANGLES \pm 1°

CABLE LENGTH TOLERANCES:
 ≤ 12 [305] = \pm 1 [25] / -0
 ≤ 60 [1524] = \pm 2 [51] / -0
 ≤ 120 [3048] = \pm 4 [102] / -0
 ≤ 300 [7620] = \pm 6 [152] / -0
 ≤ 300 [7620] = \pm 5% / -0

ALL DIMENSIONS ARE FOR REFERENCE ONLY
AND SUBJECT TO CHANGE WITHOUT NOTICE.
UN-DIMENSIONED/NON-CRITICAL FEATURES
MAY VARY IN SIZE AND LOCATION
COLORS MAY VARY



Website: www.FairviewMicrowave.com
Phone: 1.800.715.4396 | 1.972.649.6678



INTERPRET ALL DIMENSIONS AND
TOLERANCES PER ASME Y14.5

SCALE
NONE

SHEET
1 OF 1

DESCRIPTION

MEDIUM POWER AMPLIFIER AT 1 WATT P1DB OPERATING
FROM 2 GHZ TO 8 GHZ WITH SMA

SIZE	CAGE CODE	DRAWN BY	ITEM NO.	REV
A	3FKR5	AKRESOWSKI	FMAM4054	B