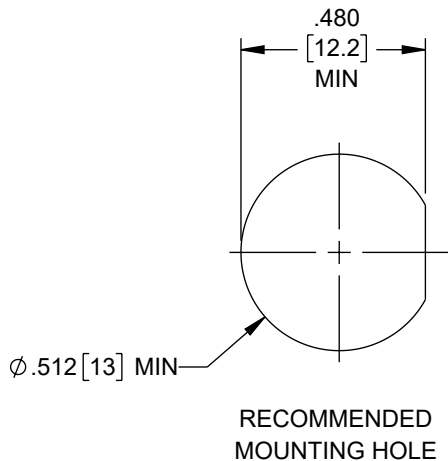
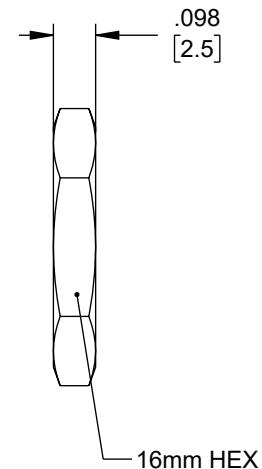
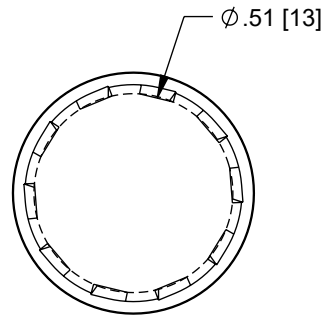
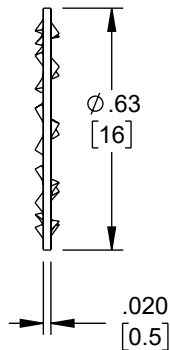
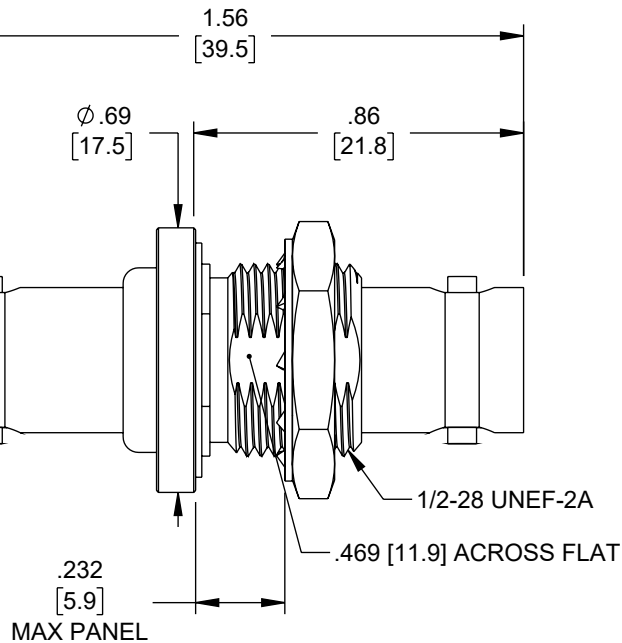


REVISION					
ZONE	REV	DESCRIPTION	DATE	CHANGED BY	APPROVED
	A	INITIAL RELEASE	02/13/2025	KGLEBOVA	AGANWANI



THE INFORMATION CONTAINED IN THIS DRAWING IS THE SOLE PROPERTY OF INFINITE ELECTRONICS, INC. ANY REPRODUCTION IN PART OR WHOLE WITHOUT THE WRITTEN PERMISSION OF INFINITE ELECTRONICS, INC. IS PROHIBITED. THESE COMMODITIES, TECHNOLOGY OR SOFTWARE WERE EXPORTED FROM THE UNITED STATES IN ACCORDANCE WITH THE EXPORT ADMINISTRATION REGULATIONS. DIVERSION CONTRARY TO U.S. LAW PROHIBITED.

UNLESS OTHERWISE SPECIFIED LEADING DIMENSIONS ARE INCHES DIMENSIONS IN [ ] ARE MILLIMETERS	
TOLERANCES:	
X = $\pm .2$ [5]	FRACTIONS $\pm 1/32$
XX = $\pm .02$ [0.5]	ANGLES $\pm 1^\circ$
XXX = $\pm .005$ [0.13]	
CABLE LENGTH TOLERANCES:	
$\leq 12$ [305] = $\pm 1$ [25] / -0	
$>12$ [305] $\leq 60$ [1524] = $\pm 2$ [51] / -0	
$>60$ [1524] $\leq 120$ [3048] = $\pm 4$ [102] / -0	
$>120$ [3048] $\leq 300$ [7620] = $\pm 6$ [152] / -0	
$>300$ [7620] = $\pm 5\%$ / -0	
ALL DIMENSIONS ARE FOR REFERENCE ONLY AND SUBJECT TO CHANGE WITHOUT NOTICE UN-DIMENSIONED/NON-CRITICAL FEATURES MAY VARY IN SIZE AND LOCATION COLORS MAY VARY	



Website: [www.FairviewMicrowave.com](http://www.FairviewMicrowave.com)  
Phone: 1.800.715.4396 | 1.972.649.6678



INTERPRET ALL DIMENSIONS AND  
TOLERANCES PER ASME Y14.5

SCALE	SHEET
NONE	1 OF 1

DESCRIPTION  
COAXIAL ADAPTER, BNC FEMALE / FEMALE HERMETICALLY  
SEALED BULKHEAD, COMMERCIAL GRADE

SIZE	CAGE CODE	DRAWN BY	ITEM NO.	REV
A	3FKR5	KGLEBOVA	FMAD10092	A