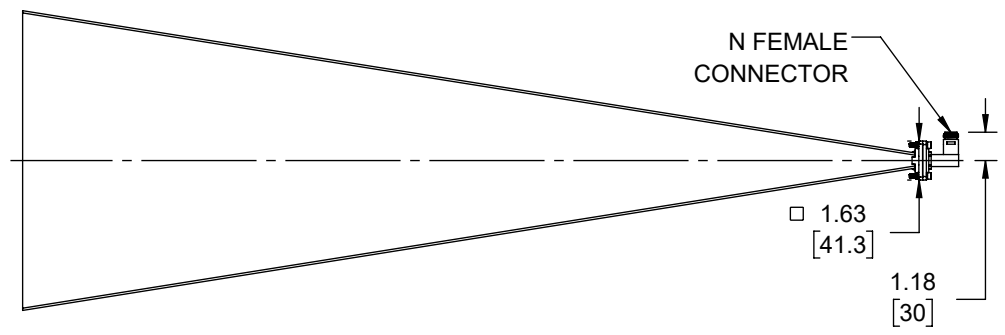
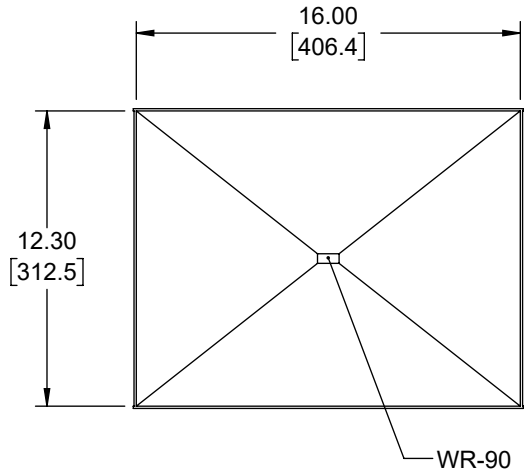
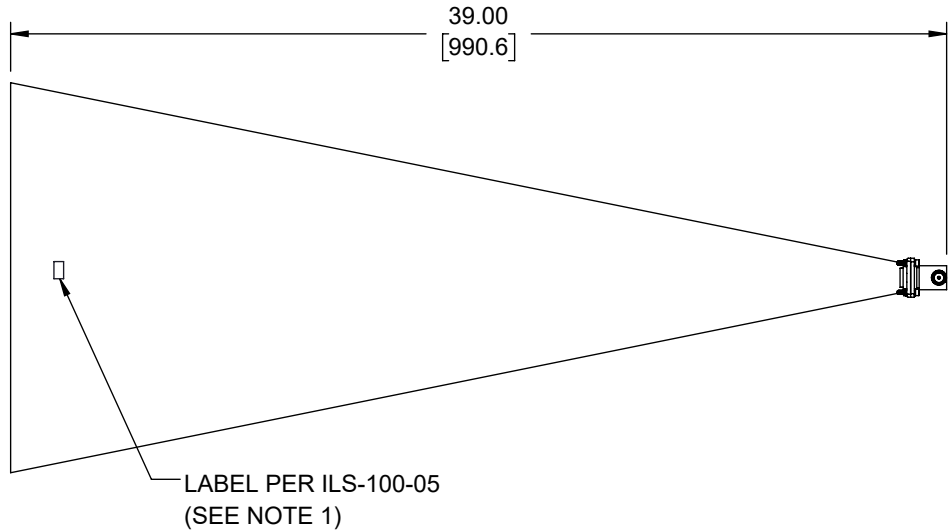
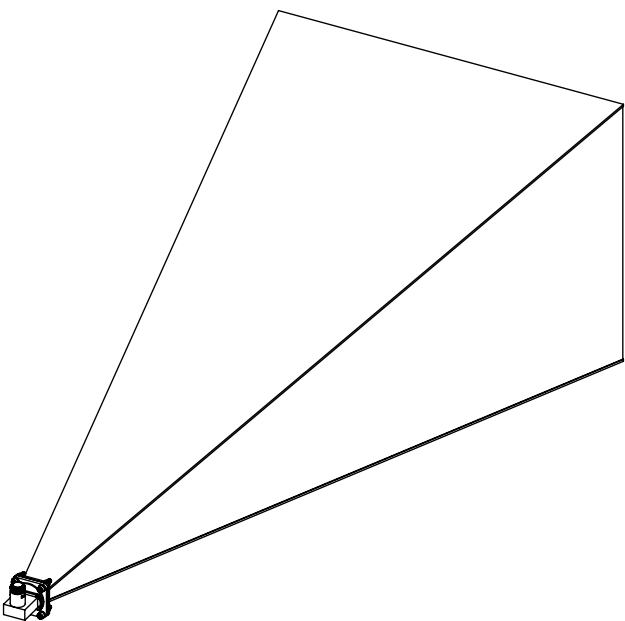


6 5 4 3 2 1

REVISION					
ZONE	REV	DESCRIPTION	DATE	CHANGED BY	APPROVED
	A	INITIAL RELEASE	01/22/2026	HBAKKE	KHIETPAS

F
E
D
C
B
A

F
E
D
C
B
A



- NOTES:
1. LABEL PER ILS-100-05 (FOR INTERNAL REFERENCE ONLY). LABEL LOCATION FOR REFERENCE ONLY.

THE INFORMATION CONTAINED IN THIS DRAWING IS THE SOLE PROPERTY OF INFINITE ELECTRONICS, INC. ANY REPRODUCTION IN PART OR WHOLE WITHOUT THE WRITTEN PERMISSION OF INFINITE ELECTRONICS, INC. IS PROHIBITED. THESE COMMODITIES, TECHNOLOGY OR SOFTWARE WERE EXPORTED FROM THE UNITED STATES IN ACCORDANCE WITH THE EXPORT ADMINISTRATION REGULATIONS. DIVERSION CONTRARY TO U.S. LAW PROHIBITED.

UNLESS OTHERWISE SPECIFIED
LEADING DIMENSIONS ARE INCHES
DIMENSIONS IN [] ARE MILLIMETERS

TOLERANCES:

X = ± 2 [5]	FRACTIONS
.XX = ± 0.02 [0.5]	± 1/32
.XXX = ± 0.005 [0.13]	ANGLES ± 1°

CABLE LENGTH TOLERANCES:

≤ 12 [305]	= +1 [25] / -0
> 12 [305] ≤ 60 [1524]	= +2 [51] / -0
> 60 [1524] ≤ 120 [3048]	= +4 [102] / -0
> 120 [3048] ≤ 300 [7620]	= +6 [152] / -0
> 300 [7620]	= +5% / -0

ALL DIMENSIONS ARE FOR REFERENCE ONLY
AND SUBJECT TO CHANGE WITHOUT NOTICE
UN-DIMENSIONED/NON-CRITICAL FEATURES
MAY VARY IN SIZE AND LOCATION
COLORS MAY VARY

Fairview Microwave®
an INFINIT® brand

Website: www.FairviewMicrowave.com
Phone: 1.800.715.4396 | 1.972.649.6678

INTERPRET ALL DIMENSIONS AND TOLERANCES PER ASME Y14.5

SCALE	SHEET
NONE	1 OF 1

DESCRIPTION
WR-90 WAVEGUIDE STANDARD GAIN HORN ANTENNA
OPERATING FROM 8.2 GHz TO 12.4 GHz WITH A NOMINAL 30 dB
GAIN N FEMALE INPUT

SIZE	CAGE CODE	DRAWN BY	ITEM NO.	REV
A	3FKR5	HBAKKE	FM9856B-NF-30	A

6 5 4 3 2 1