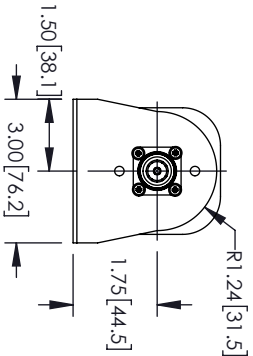
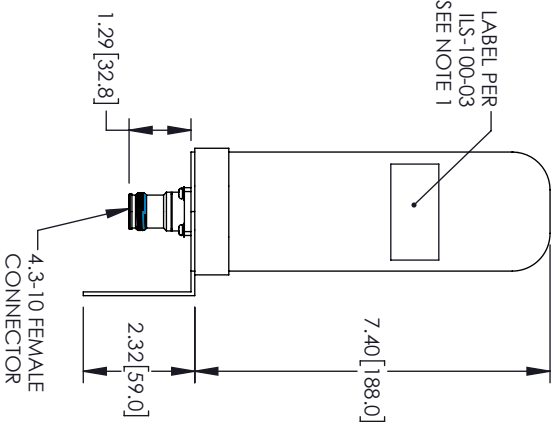
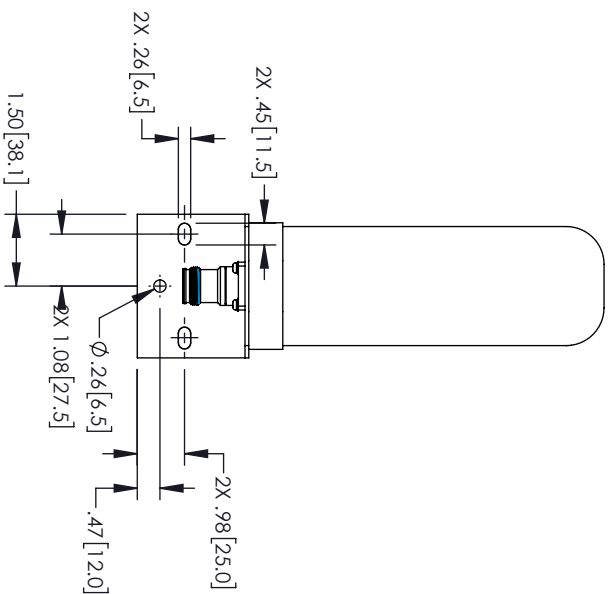
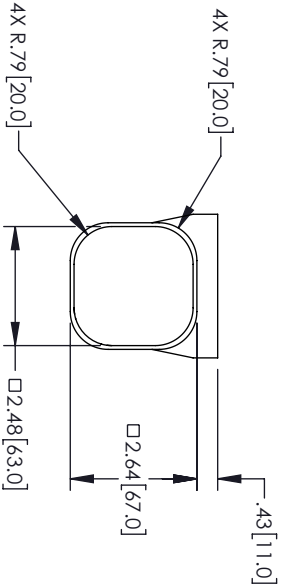


REVISIONS			
REV.	DESCRIPTION	DATE	APPROVED
A	INITIAL RELEASE	04/21/2021	KHIE/TPAS



NOTES:
1. LABEL PER ILS-100-03 (FOR INTERNAL REFERENCE ONLY)
LABEL LOCATION FOR REFERENCE ONLY.

THESE COMMODITIES, TECHNOLOGY OR SOFTWARE WERE EXPORTED FROM THE UNITED STATES IN ACCORDANCE WITH THE EXPORT ADMINISTRATION REGULATIONS, DIVERSION CONTRARY TO U.S. LAW PROHIBITED.



TITLE

UNLESS OTHERWISE SPECIFIED LEADING DIMENSIONS ARE INCHES				THIRD-ANGLE PROJECTION	
DIMENSIONS IN [] ARE MILLIMETERS					
TOLERANCES:				THE INFORMATION AND DESIGN IN THIS DOCUMENT IS THE PROPERTY OF FAIRVIEW MICROWAVE CORPORATION. ALL RIGHTS RESERVED.	
CABLE LENGTH (L) TOLERANCES:				SHEET 1 OF 1	
L ± 12 (305) = +1 [25] / -0				SCALE N/A	
12 (305) < L ≤ 60 (1524) = +2 [51] / -0				REV A	
60 (1524) < L ≤ 120 (3048) = +4 [102] / -0					
120 (3048) < L ≤ 300 (7620) = +6 [152] / -0					
300 (7620) < L = +5%L / -0					
X = ±.2 [5.08] FRACTIONS ± 1/32					
XX = ±.02 [.51] ± 1/32					
XXX = ±.005 [.13] ANGLES ± 1°					
ALL DIMENSIONS SHOWN ARE FOR REFERENCE ONLY.					
SIZE	GAGE CODE	DRAWN BY	ITEM NO.		
A	3FKR5	DZINN	FM510M1032		