

6

5

4

3

2

1

## REVISION

ZONE	REV.	DESCRIPTION	DATE	CHANGED BY	APPROVED BY
	A	INITIAL RELEASE	12/20/2022		KHIETPAS

F

E

D

C

B

A

F


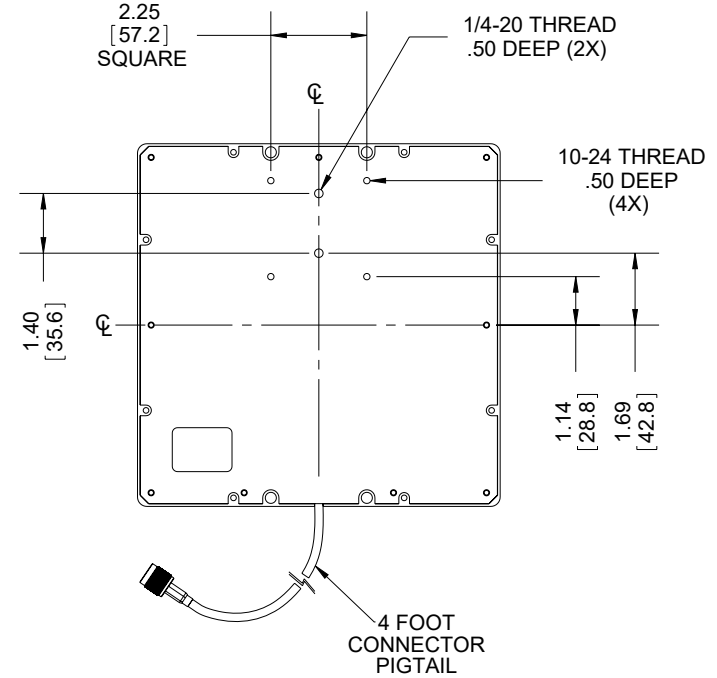
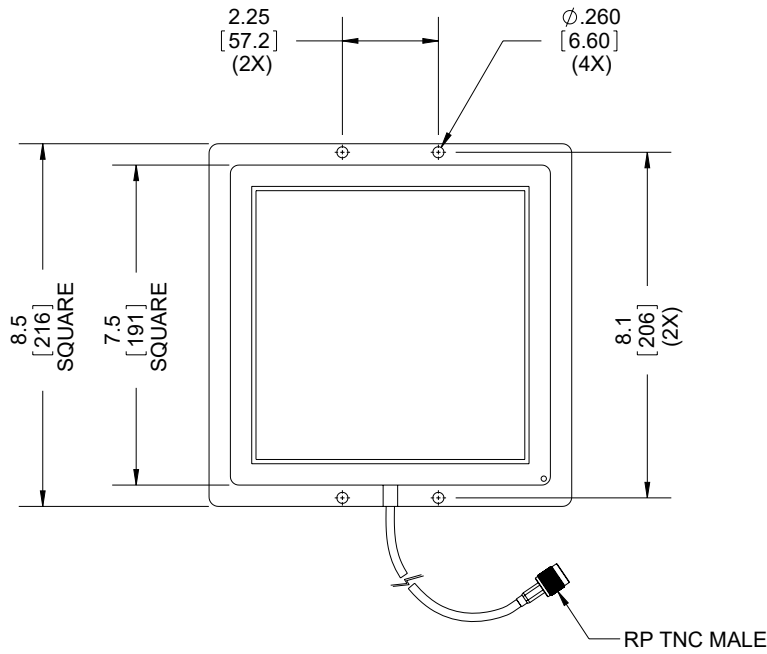
E

D

C

B

A



**REGULATORY COMPLIANCE:**  
EU RoHS DIRECTIVE (MOST RECENT RELEASED VERSION)

THE INFORMATION CONTAINED IN THIS DRAWING IS THE SOLE PROPERTY OF INFINITE ELECTRONICS, INC. ANY REPRODUCTION IN PART OR WHOLE WITHOUT THE WRITTEN PERMISSION OF INFINITE ELECTRONICS, INC. IS PROHIBITED. THESE COMMODITIES, TECHNOLOGY OR SOFTWARE WERE EXPORTED FROM THE UNITED STATES IN ACCORDANCE WITH THE EXPORT ADMINISTRATION REGULATIONS. DIVERSION CONTRARY TO U.S. LAW PROHIBITED.

UNLESS OTHERWISE SPECIFIED  
LEADING DIMENSIONS ARE INCHES  
DIMENSIONS IN [ ] ARE MILLIMETERS

## TOLERANCES:

.X =  $\pm .2$  [5] FRACTIONS  
.XX =  $\pm .02$  [.5]  $\pm 1/32$   
.XXX =  $\pm .005$  [.13] ANGLES  $\pm 1^\circ$

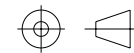
## CABLE LENGTH TOLERANCES:

>12 [305] =  $\pm 1$  [25] / -0  
>12 [305]  $\leq 60$  [1524] =  $\pm 2$  [51] / -0  
>60 [1524]  $\leq 120$  [3048] =  $\pm 4$  [102] / -0  
>120 [3048]  $\leq 300$  [7620] =  $\pm 6$  [152] / -0  
>300 [7620] =  $\pm 5\%$  / -0

ALL DIMENSIONS ARE FOR REFERENCE ONLY  
AND SUBJECT TO CHANGE WITHOUT NOTICE.



Website: [www.FairviewMicrowave.com](http://www.FairviewMicrowave.com)  
Phone: 1.800.715.4396 | 1.972.649.6678



INTERPRET ALL DIMENSIONS AND  
TOLERANCES PER ASME Y14.5

SCALE

NONE

SHEET

1 OF 1

## DESCRIPTION

8 dBi PANEL ANTENNA 902-928 MHz RP-TNC CONNECTOR

SIZE	CAGE CODE	DRAWN BY	ITEM NO.	REV
A	3FKR5	DMAY	FM51FP1005-3	A

6

5

4

3

2

1