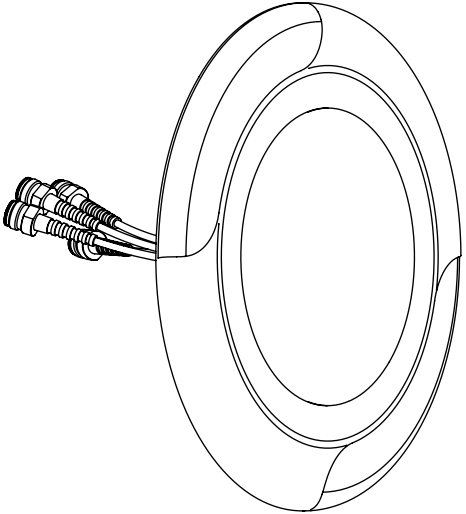
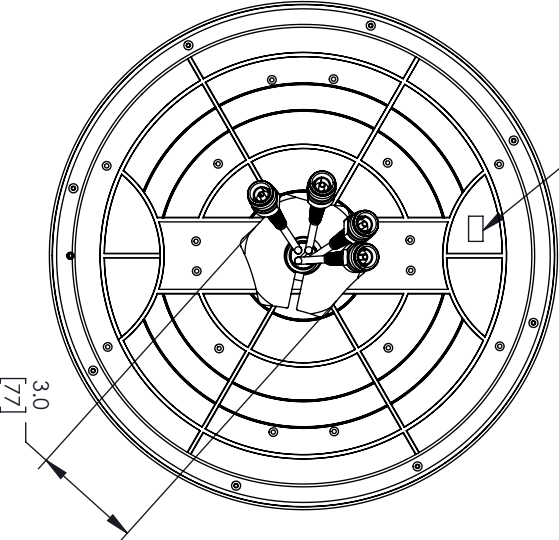
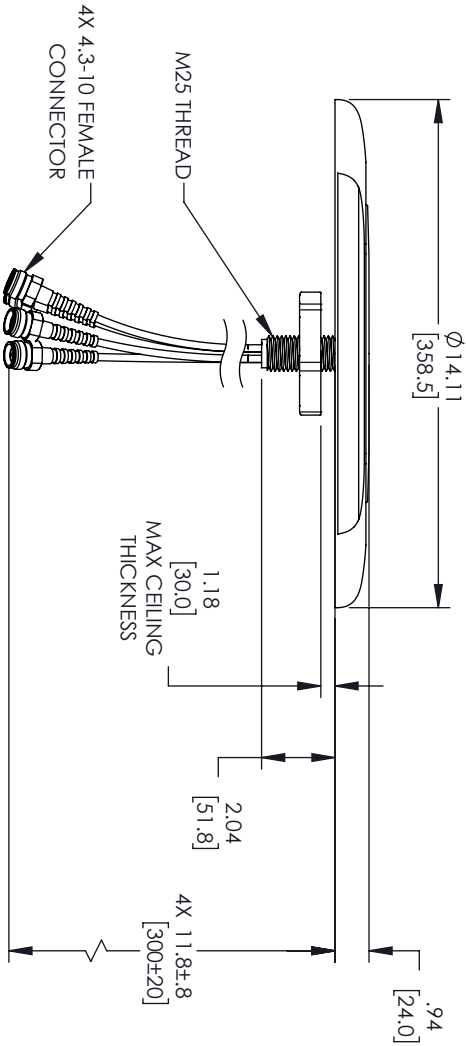


REVISIONS			
REV.	DESCRIPTION	DATE	APPROVED
A	INITIAL RELEASE	06/21/2022	KHIETPAS



NOTES:

1. LABEL PER ILS-100-03 (FOR INTERNAL REFERENCE ONLY).
LABEL LOCATION FOR REFERENCE ONLY.

THESE COMMODITIES, TECHNOLOGY OR SOFTWARE WERE EXPORTED FROM THE UNITED STATES IN ACCORDANCE WITH THE EXPORT ADMINISTRATION REGULATIONS, DIVERSION CONTRARY TO U.S. LAW PROHIBITED.



UNLESS OTHERWISE SPECIFIED LEADING DIMENSIONS ARE INCHES				THIRD ANGLE PROJECTION	
DIMENSIONS IN [] ARE MILLIMETERS				THE INFORMATION AND DESIGN IN THIS DOCUMENT IS THE PROPERTY OF FAIRVIEW MICROWAVE CORPORATION. ALL RIGHTS RESERVED.	
TOLERANCES:				SHEET 1 OF 1	
CABLE LENGTH (L) TOLERANCES:				SCALE N/A	
L ± 12 [305] = +1 [25] / -0				REV A	
12 [305] < L ≤ 60 [1524] = +2 [51] / -0				REV A	
60 [1524] < L ≤ 120 [3048] = +4 [102] / -0				REV A	
120 [3048] < L ≤ 300 [7620] = +6 [152] / -0				REV A	
300 [7620] < L = +5% / -0				REV A	
X = ±.2 [5.08] FRACTIONS				REV A	
XX = ±.02 [.51] ± 1/32				REV A	
XXX = ±.005 [.13] ANGLES ± 1°				REV A	
ALL DIMENSIONS SHOWN ARE FOR REFERENCE ONLY.				REV A	
SIZE	GAGE CODE	DRAWN BY	ITEM NO.	REV A	
A	3FKR5	AKRESOWSK	FM51242	REV A	