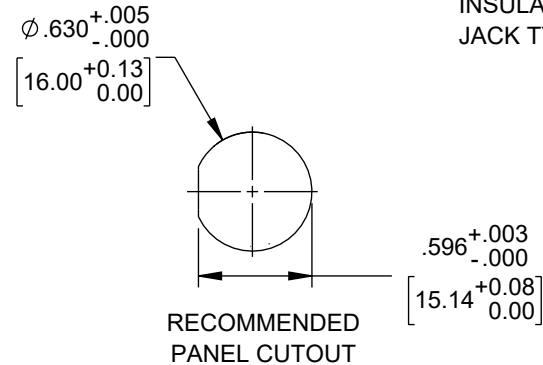
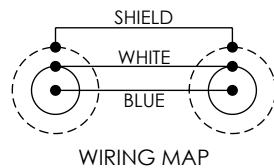
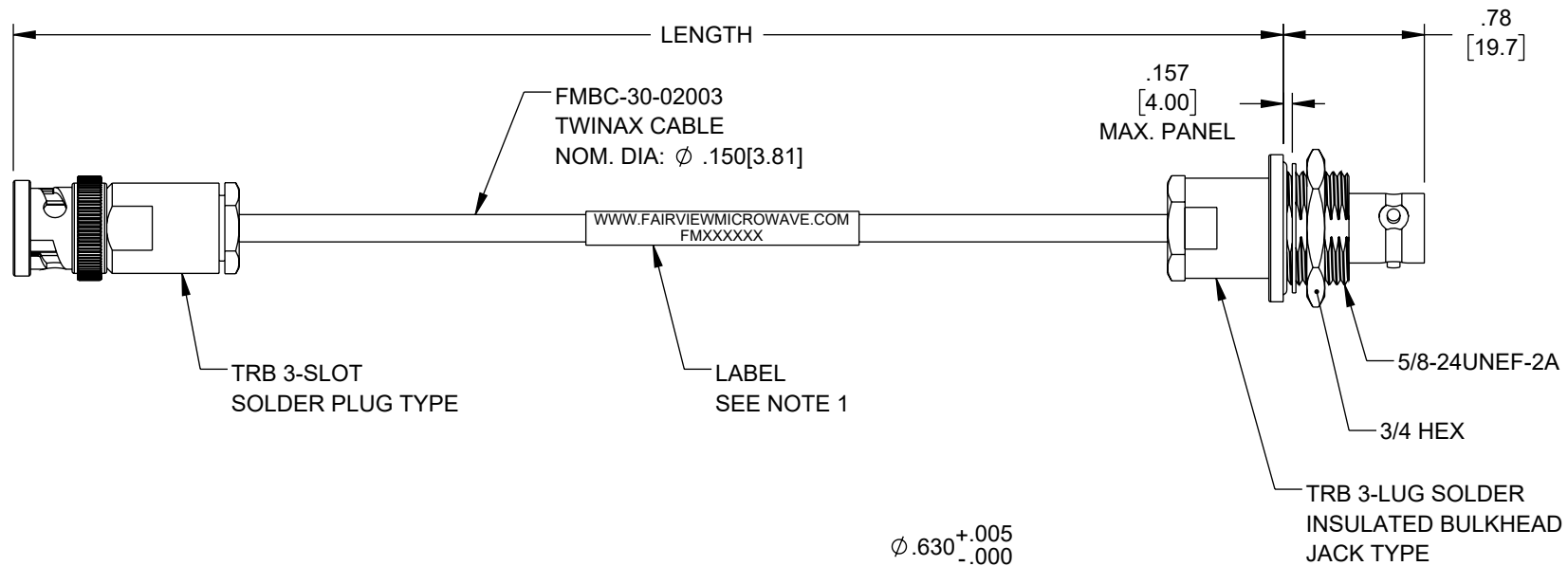


REVISION					
ZONE	REV	DESCRIPTION	DATE	CHANGED BY	APPROVED
	A	INITIAL RELEASE	08/07/2023	LNAGARAJ	EKIM



NOTES:

1. CABLE ASSEMBLY LENGTH LABEL PLACEMENT: 36 INCHES OR LESS, ONE LABEL APPROXIMATELY CENTERED. LONGER THAN 36 INCHES, TWO LABELS APPROXIMATELY 6 INCHES FROM EACH CONNECTOR.
2. CABLE ASSEMBLIES SHALL BE TESTED FOR CONTINUITY.
3. CABLE ASSEMBLY LENGTH DETERMINED BY PN AS ILLUSTRATED: FM3MSA00474-XX (XX = OAL IN METERS).

THE INFORMATION CONTAINED IN THIS DRAWING IS THE SOLE PROPERTY OF INFINITE ELECTRONICS, INC. ANY REPRODUCTION IN PART OR WHOLE WITHOUT THE WRITTEN PERMISSION OF INFINITE ELECTRONICS, INC. IS PROHIBITED. THESE COMMODITIES, TECHNOLOGY OR SOFTWARE WERE EXPORTED FROM THE UNITED STATES IN ACCORDANCE WITH THE EXPORT ADMINISTRATION REGULATIONS. DIVERSION CONTRARY TO U.S. LAW PROHIBITED.

UNLESS OTHERWISE SPECIFIED
LEADING DIMENSIONS ARE INCHES
DIMENSIONS IN [] ARE MILLIMETERS

TOLERANCES:

$.X = \pm .2$ [5]	FRACTIONS
$.XX = \pm .02$ [0.5]	$\pm 1/32$
$.XXX = \pm .005$ [0.13]	ANGLES $\pm 1^\circ$

CABLE LENGTH TOLERANCES:

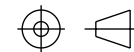
	≤ 12	[305]	= +1	[25]	/ -0
>12	[305]	≤ 60	[1524]	= +2	[51] / -0
>60	[1524]	≤ 120	[3048]	= +4	[102] / -0
>120	[3048]	≤ 300	[7620]	= +6	[152] / -0
	>300	[7620]	= +5%	/ -0	

ALL DIMENSIONS ARE FOR REFERENCE ONLY
AND SUBJECT TO CHANGE WITHOUT NOTICE
UN-DIMENSIONED/NON-CRITICAL FEATURES
MAY VARY IN SIZE AND LOCATION
COLORS MAY VARY



Fairview Microwave®
an INFINIT® brand

Website: www.FairviewMicrowave.com
Phone: 1.800.715.4396 | 1.972.649.6678



INTERPRET ALL DIMENSIONS AND TOLERANCES PER ASME Y14.5

SCALE
NONE

SHEET
1 OF 1

DESCRIPTION
LEAD FREE 78 OHM TRB 3-SLOT SOLDER/CLAMP PLUG TO 3-LUG SOLDER/CLAMP INSULATED BULK HEAD JACK FOR FMBC-30-02003 TWINAX (.150 O.D.) CABLE

SIZE A	CAGE CODE 3FKR5	DRAWN BY LNAGARAJ	ITEM NO. FM3MSA00474-XX	REV A
-----------	--------------------	----------------------	----------------------------	----------