

N-M CLAMP RG8, RG9, RG11

SC9172

SPECIFICATIONS

ELECTRICAL:

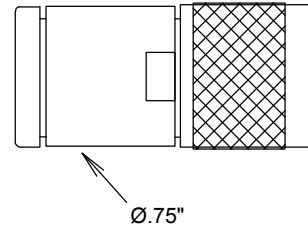
FREQUENCY: 0-12 GHZ
 VSWR 1.3:1 MAX
 IMPEDANCE: 50 OHMS

MECHANICAL:

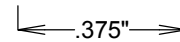
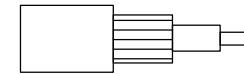
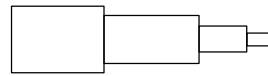

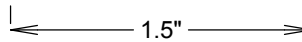
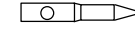
MATERIAL BODY: NICKLE PLATED BRASS
 CENTER CONTACT: BRASS
 CONTACT PLATING: Au MIL-G-45204
 INSULATOR: TEFLON
 INTERFACE: MIL-STD-348B
 ROHS COMPLIANT
 OP. TEMP RANGE: -55°C- +155°C

ASSEMBLY INSTRUCTIONS:

TRIM CABLE TO OVERALL LENGTH AS SHOWN;
 SLIDE BACKNUT, WASHER, GASKET, CLAMP ON CABLE;
 COMB BRAID WIRES OUT, FOLD BACK, TRIM FLUSH W CLAMP;
 TRIM DIELECTRIC & CENTER PIN AS SHOWN;
 ASSEMBLE REAR BUSHING;
 SOLDER CONTACT ONTO CENTER CONDUCTOR,
 INSERT ASSEMBLY INTO BODY, TIGHTEN NUT



0.78"



STRIPPING DIMENSIONS

FAIRVIEW MICROWAVE INC.

ALLEN, TX 75013 WWW.FAIRVIEWMICROWAVE.COM

TITLE

N-M CLAMP RG8, RG9, RG11

SIZE	CAGE CODE	DWG NO	REV
A	3FKR5	SC9172	
SCALE	SHEET		