

N-FEMALE CLAMP RG8, RG9, RG213

SC9306

SPECIFICATIONS

ELECTRICAL:

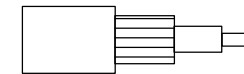
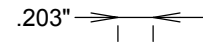
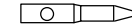
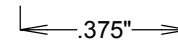
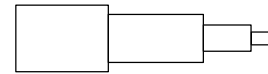
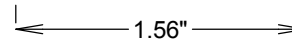
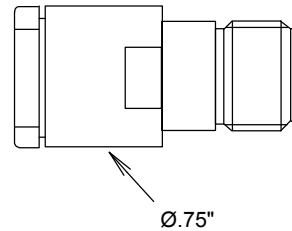
FREQUENCY: 0-11 GHZ
 VSWR 1.3:1 MAX
 IMPEDANCE: 50 OHMS

MECHANICAL:

MATERIAL BODY: NICKLE PLATED BRASS
 CENTER CONTACT: BRASS
 CONTACT PLATING: Si QQ-S-365
 INSULATOR: TEFLON
 INTERFACE: MIL-STD-348B
 ROHS COMPLIANT
 OP. TEMP RANGE: -55°C- +155°C

ASSEMBLY INSTRUCTIONS:

TRIM CABLE TO OVERALL LENGTH AS SHOWN;
 SLIDE BACKNUT, WASHER, GASKET, CLAMP ON CABLE;
 COMB BRAID WIRES OUT, FOLD BACK, TRIM FLUSH W CLAMP;
 TRIM DIELECTRIC & CENTER PIN AS SHOWN;
 ASSEMBLE REAR BUSHING;
 SOLDER CONTACT ONTO CENTER CONDUCTOR,
 INSERT ASSEMBLY INTO BODY, TIGHTEN NUT



STRIPPING DIMENSIONS

FAIRVIEW MICROWAVE INC.

ALLEN, TX 75013 WWW.FAIRVIEWMICROWAVE.COM

TITLE

N-FEMALE CLAMP RG8, RG9, RG213

SIZE A	CAGE CODE 3FKR5	DWG NO SC9306	REV A
------------------	---------------------------	-------------------------	-----------------

SCALE	SHEET
-------	-------