

## Zero Biased Waveguide Detector WR-19 to SMA Female and Negative Video Out From 40 GHz to 60 GHz U Band, UG-383/U Round Cover Flange

FMMT3003 is a U Band Waveguide Detector. The Detector operates in the 40 GHz to 60 GHz Frequency Range and has a Negative Output with a Sensitivity of -800 mV/mW Minimum and -1000 mV/mW Typical. The unit operates over a 0°C to +50°C Temperature Range and has a Maximum Input Power Rating of +20 dBm. The Detector has a WR-12 Waveguide with UG 387/U Flange as the RF connector and the DC Output Port uses an SMA Female Connector.

### Electrical Specifications

Description	Min	Typ	Max	Unit
Frequency Range	40		60	GHz
Voltage Sensitivity	-800			mV/mW
Input Power			+20	dBm

### Mechanical Specifications

#### Temperature

Operating Range 0 to +50 deg C

#### Size

Length 1.24 in [31.5 mm]  
Width 1 in [25.4 mm]  
Height 0.75 in [19.05 mm]  
Weight 0.0625 lbs [28.35 g]

Waveguide Size WR-19  
Flange Destination UG-383/U  
Flange Type Flange Type  
DC Connector SMA Female

### Compliance Certifications (see [product page](#) for current document)

### Plotted and Other Data

Notes:

- Values at 25 °C, sea level
- ESD Sensitive Material, Transport material in Approved ESD bags. Handle only in approved ESD Workstation.



### Features:

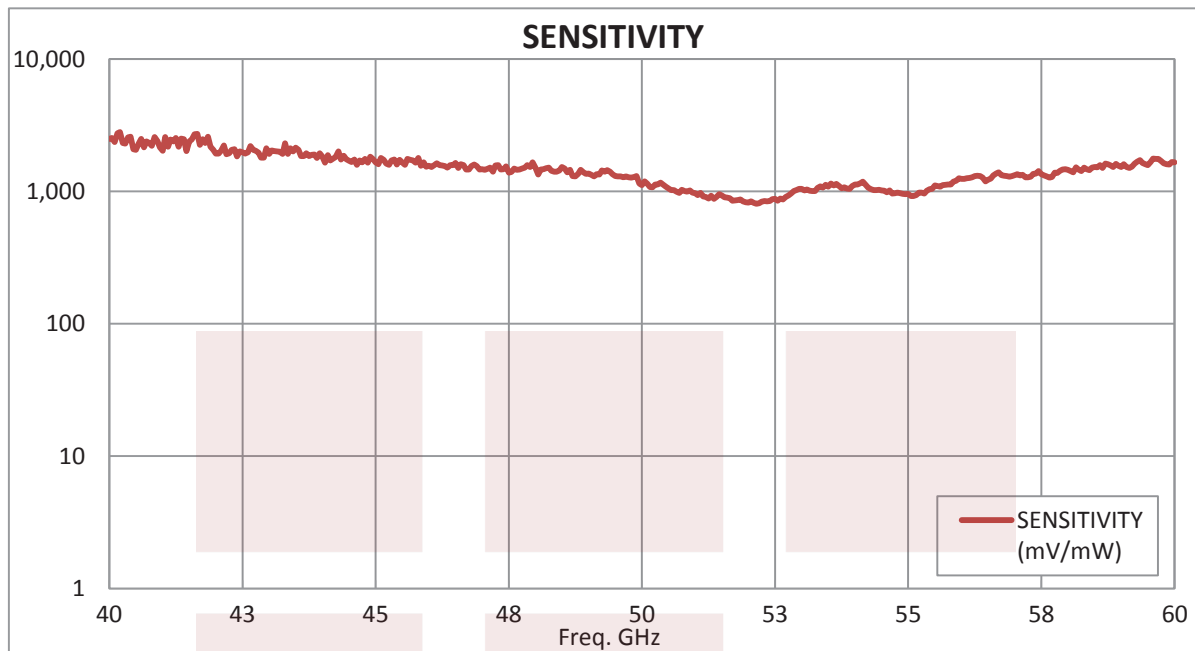
- Frequency: 40 GHz to 60 GHz
- Sensitivity: -800 mV/mW Minimum; -1000 mV/mW Typical
- Maximum Power Input 20 dBm
- RF Connector WR-19 Waveguide with UG 383/U Flange

### Applications:

- Test Lab
- Military Communications
- Commercial Communications

Fairview Microwave  
301 Leora Ln., Suite 100  
Lewisville, TX 75056  
Tel: 1-800-715-4396 / (972) 649-6678  
Fax: (972) 649-6689  
[www.fairviewmicrowave.com](http://www.fairviewmicrowave.com)  
[sales@fairviewmicrowave.com](mailto:sales@fairviewmicrowave.com)

**Typical Performance Data**



Zero Biased Waveguide Detector WR-19 to SMA Female and Negative Video Out From 40 GHz to 60 GHz U Band, UG-383/U Round Cover Flange from Fairview Microwave is in-stock and available to ship same-day. All of our RF/microwave products are available off-the-shelf from our ISO 9001:2008 certified facilities in Allen, Texas. Fairview Microwave is RF on-demand.

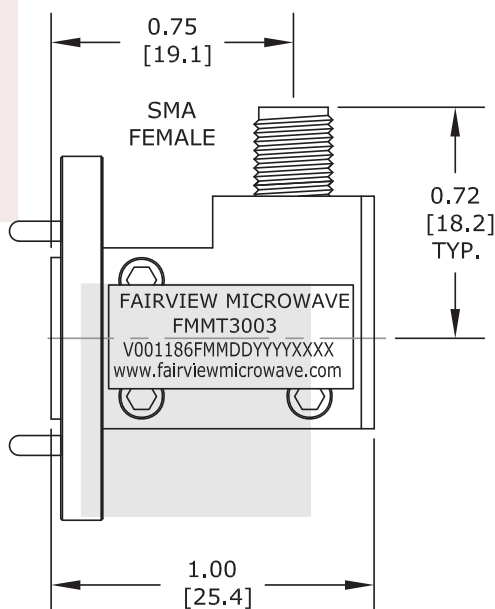
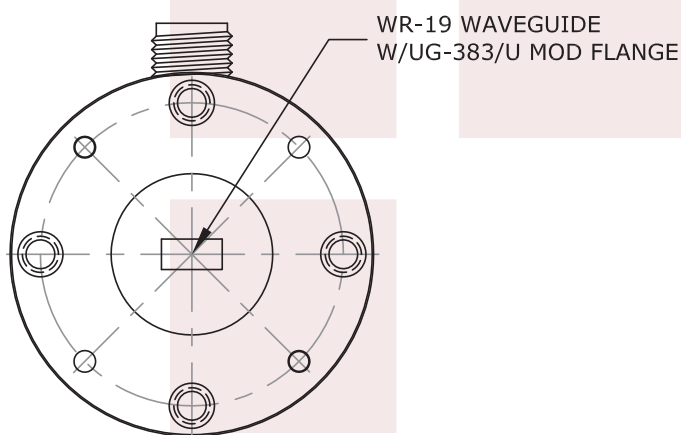
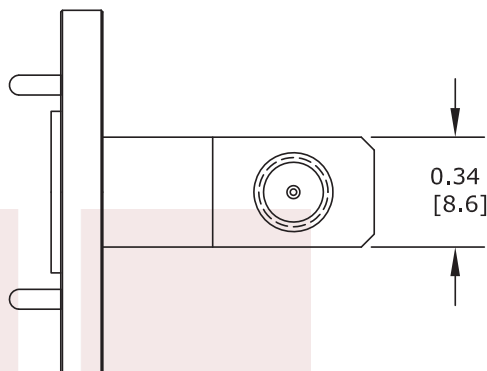
For additional information on this product, please click the following link: [Zero Biased Waveguide Detector WR-19 to SMA Female and Negative Video Out From 40 GHz to 60 GHz U Band, UG-383/U Round Cover Flange FMMT3003](https://www.fairviewmicrowave.com/zero-biased-waveguide-detector-wr-19-sma-female-negative-40-60-ghz-fm-mt3003-p.aspx)

URL: <https://www.fairviewmicrowave.com/zero-biased-waveguide-detector-wr-19-sma-female-negative-40-60-ghz-fm-mt3003-p.aspx>

The information contained in this document is accurate to the best of our knowledge and representative of the part described herein. It may be necessary to make modifications to the part and/or the documentation of the part, in order to implement improvements. Fairview Microwave reserves the right to make such changes as required. Unless otherwise stated, all specifications are nominal. Fairview Microwave does not make any representation or warranty regarding the suitability of the part described herein for any particular purpose, and Fairview Microwave does not assume any liability arising out of the use of any part or documentation.

UNLESS OTHERWISE SPECIFIED DIMENSIONS ARE IN INCHES, TOLERANCES ARE:		
DECIMALS	ANGLES	FRACTIONS
.XX ± .01	± 1/2°	± 1/64
.XXX ± .005		
HOLE DIAMETER	TOLERANCE	
.0135 TO .125	+.004/- .001	
.126 TO .250	+.005/- .001	
.251 TO .500	+.006/- .001	
.501 TO .750	+.008/- .001	
.751 TO 1.000	+.010/- .001	
1.001 TO 2.000	+.012/- .001	

\* THESE DIMENSIONS AND TOLERANCES  
SUPERSEDE NOTE #1 ON TITLE BLOCK.



## FAIRVIEW MICROWAVE INC.

ALLEN, TX 75013 WWW.FAIRVIEWMICROWAVE.COM

### TITLE

Zero Biased Waveguide Detector WR-19 to SMA  
Female and Negative Video Out From 40 GHz to 60  
GHz U Band, UG-383/U Round Cover Flange

### NOTES:

1. UNLESS OTHERWISE SPECIFIED ALL DIMENSIONS ARE NOMINAL.
2. ALL SPECIFICATIONS ARE SUBJECT TO CHANGE WITHOUT NOTICE AT ANY TIME.
3. DIMENSIONS ARE IN INCHES [mm].

### DWG NO

FMMT3003

### CAGE CODE

3FKR5

### CAD FILE

041515

### SHEET

### SCALE

N/A

### SIZE

A 2233